

227 SERIES

Horizontal Hold Down Clamps | Product Overview

Features:

- Low profile
- Large handle clearance in the open position.
- Available in stainless steel
- BLK models feature a black, non-reflective finish

Applications:

- Assembly
- Checking fixtures
- Closures
- Woodworking

Also Available:

See page MC-ACC-1 for accessories
Accommodates M6 or 5/16" spindle accessory

227-U
Flanged Base
U-Bar



227-U-LS-BLK ⓘ
Blackout Series
Flanged Base
U-Bar



227-USS
Flanged Base
U-Bar, Stainless
Steel



227-UB
Straight Base
U-Bar



227-UB-LS-BLK ⓘ
Blackout Series
Straight Base
U-Bar



227-U-L ⓘ
Flanged Base
Open Bar



227-U-L-BLK ⓘ
Blackout Series
Flanged Base
Open Bar



227-UB-L ⓘ
Straight Base
Open Bar



227-UB-L-BLK ⓘ
Blackout Series
Straight Base
Open Bar

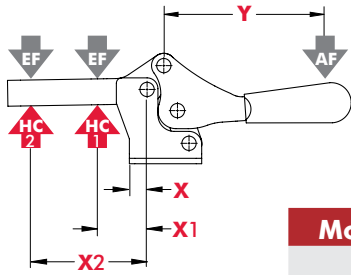


ⓘ This item is available upon request

Technical Information

| Model | Max. Holding Capacity | Clamp Bar Opening (+10°) | Handle Opening (+10°) | Weight | Accessories (Supplied) | |
|-----------------|-----------------------|--------------------------|-----------------------|-----------------|------------------------|-----------------|
| | | | | | Spindle Assembly | Flanged Washers |
| 227-U | 2220 N [500 lbf] | 91° | 56° | 0,31kg [0.68lb] | 225208-M | 507107 |
| 227-U-LS-BLK ⓘ | | | | | -- | 507107-BLK |
| 227-USS | 2670 N [600 lbf] | | | | -207943-M | 507907 |
| 227-UB | 2220 N [500 lbf] | | | | 225208-M | 507107 |
| 227-UB-LS-BLK ⓘ | | | | | -- | 507107-BLK |
| 227-U-L ⓘ | | | | | -- | 507107 |
| 227-U-L-BLK ⓘ | | | | | -- | 507107-BLK |
| 227-UB-L ⓘ | | | | | -- | 507107 |
| 227-UB-L-BLK ⓘ | | -- | 507107-BLK | | | |

ⓘ This item is available upon request

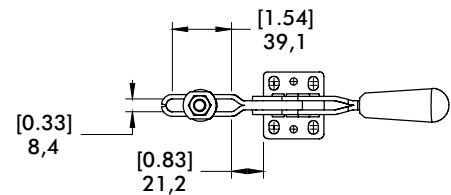


| Model | X | X1 | X2 | Y | ±HC1 | ±HC2 | ±EF(X1):AF | ±EF(X2):AF |
|-----------------|----------------|----------------|----------------|----------------|--------------------|--------------------|------------|------------|
| U | | | | | [500lbf.] 2220N | [225lbf.] 1000N | | |
| USS | [0.39] 10,0 | [1.25] 31,8 | [2.75] 70,0 | [3.58] 91,0 | [600lbf.] 2670N | [270lbf.] 1200N | 8:1 | 3:1 |
| UB/U-L/ UB-L | | | | | 500lbf.] 2220N | [225lbf.] 1000N | | |

Dimensions shown "mm [inch]" ± HC = Holding Capacity, EF = Exerting Force, AF = Applied Force
See page MC-TEC-4 for additional information.

Dimensions | -U/-USS/-UB

227-U
Flanged Base
U-Bar

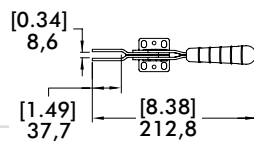


Series 227 Open Bar Options



Flanged Base
Model
227-U-L

See page MC-ACC-7 for Complete offering of Open bar accessories



Straight Base
Model
227-UB-L

