

Buyers Guide

2015 - 2016





FASTENING INNOVATIONS

Powers Fasteners has been developing and manufacturing innovative fasteners for more than 90 years & has the largest range of fasteners for attaching to concrete, masonry, steel and wood. Powers is the worldwide leader in code-approved fastening solutions with product availability in more than 50 countries. World class fastening design software, technical literature and technical support has made Powers a leading choice for designers and specifiers.

We are pleased to present to you our latest Buyers Guide. Our comprehensive catalog was developed for both distributors and contractors. The Powers Buyers Guide contains the latest products and innovations in anchoring technology. This catalog should serve as a quick reference for ordering and for help in selecting the right anchor for your next fastening application.

For technical data relating to any of the products contained in the catalog, we ask that you refer to our latest technical information or by visiting our website at www.powers.com. This site contains the most up-to-date product information including product approvals and listings, MSDS sheets, submittal packages, general product information, software tools and contact information. These resources and programs combined with over thirty stocking locations throughout North America provide the best possible product and field support available in the post-installed anchoring industry.

If you should have any questions or feedback, please contact customer service at 1(800) 524-3244 or by email at info@powers.com.

Product Warranty Statement Powers Fasteners, Inc. will repair or replace, at its sole discretion, any product within 90 days after sale by Powers Fasteners, Inc. or its distributors, if found to be defective in material or workmanship, normal wear and tear excluded.

This warranty does not apply to products not used in compliance with published instructions, specific applications, installment procedures, modified products, defective substrate materials or deterioration due to environmental conditions.

All warranties are expressed in lieu of other warranties, expressed or implied, including warranties of merchantability or fitness for a particular purpose, all such other warranties being hereby expressly excluded.

Limitation of Liability Powers Fasteners, Inc. shall not be liable for any injury, loss or damage, direct, indirect, incidental or consequential, arising out of the use of, or the ability to use, the products described herein.

Indemnity Any or all modifications made by the customer to either the product itself or the installation procedures, shall, regardless of specific instructions to the user, indemnify, defend, and hold harmless, Powers Fasteners, Inc. for any and all claimed loss or damage occasioned, in whole or in part, by the modified products.



MECHANICAL ANCHORS

Selection Guide 4-5

EXPANSION ANCHORS

PB+ (Power-Bolt+) 6
 PB-Pro 6
 Power-Bolt® 6
 Power-Stud+™ SD1 7
 Power-Stud+™ SD2 7
 Power-Stud+™ SD4 + SD6 8
 Power-Stud™ HD5 8
 Power-Stud® 8
 Lok-Bolt AS™ 10
 Set-Bolt 11

UNDERCUT ANCHORS

Atomic+ Undercut 9

SCREW ANCHORS

Wedge-Bolt+ 11
 Wedge-Bolt® 12
 Tapper+™ Xtreme 13
 Tapper+™ 13
 Stainless Steel Tapper™ 14

BOLT & SHIELD ANCHORS

Snake+™ 16
 Smart DI+ 16
 Hollow-Set Dropin™ 16
 Steel Dropin 17
 Mini Dropin 17
 Double 18
 Single 18
 Calk-In 18
 RapidSet® Tools 18
 Lag Shield 18

ROD HANGING SYSTEMS & CONCRETE INSERTS

Vertigo® / Vertigo™+ 19
 Bang-It™ 20
 Wood-Knocker™ 20

FACADE, PIN & NAIL ANCHORS

Heli-Pin™ 19
 Spike® 21
 Drive® 22
 Zamac Hammer-Screw® 22
 Safe-T+ Pin 22
 Zamac Nailin® 23
 Nylon Nailin® 23

ADHESIVES

Selection Guide 24

INJECTION ADHESIVES

AC100+Gold® 25
 PE1000+® 26
 Pure50+™ 26
 Pure110+™ 27
 AC50 Silver™ 28

GLASS CAPSULE ADHESIVES

Chem-Stud® 28
 Hammer-Capsule® 29

ADHESIVE ACCESSORIES

Installation Accessories 29
 Screen Tubes 30

EXPANSION FOAMS

PowerFoam™ 31
 TriggerFoam Pro 31

BONDING SEALANTS

PowerStick™ 31
 PowerPatch™ 31

LIGHT DUTY ANCHORS

Selection Guide 32

METAL ANCHORS

Wall-Dog® 33
 Scru-Lead 33
 Toggle-Bolt 33
 Polly 34
 Legs 35
 Zip-All® 35

PLASTIC ANCHORS

Sharkie 35
 Strap-Toggle™ 35
 Zip-It® and Zip-It® Jr. 35
 Zip-Toggle® 36
 Poly-Toggle® 36
 Pop-Toggle 36
 Bantam Plug 36
 Fluted Plastic Anchor 36

POWDER ACTUATED FASTENING

Selection Guide 37

FASTENERS

0.300" Head Drive Pins 38
 0.300" Head Drive Pins with Washers 38
 ACQ Drive Pins for Pressure Treated Lumber 38
 8mm Head Drive Pins 39
 8mm CSI Spiral Pins 39
 8mm Head Drive Pins with Washers 39
 8mm Head Collated Spiral CSI Pins 39
 8mm Head Collated Drive Pins 39
 Threaded Studs 40
 Hammer Drive Pins 40

ACCESSORIES

Ceiling Clip Assemblies 40
 BX & EMT Conduit Clip Assemblies 41
 Rod Hanging Clip Assemblies 41
 CSI Clip Assemblies 41
 Rebar Basket Assemblies 41

TOOLS

P1000 42
 T1000 42
 P2201 43
 P35s 43
 P3500 44
 PA3500 44
 P3600 45
 Sniper™ Pole Tool 45

POWDER LOADS

.22 Caliber Singles 46
 .27 Caliber Singles 46
 .25 Caliber Strips 46
 .27 Caliber Strips 46
 .27 Caliber Safety Strip® 46

GAS FASTENING

Selection Guide 47

Trak-It® C5 48
 Trak-It® C4 49
 C3 Trak-It® Pins 50
 Trak-It® Stick-E 50

ROOFING FASTENERS

Selection Guide 52
 Spike® Perma-Seal® 53
 Powerlite™ 53
 Deck Screws 54
 Twin Fast Screws 54
 Stress Plates 54

CARBIDE DRILL BITS

Selection Guide 55
 Fat-Head™ 56
 S-4 Plus SDS 56
 Accu-Bits™ 57
 Industrial Grade Bits (Value Paks) 57
 4-X Cutter SDS-Max Shank 57
 4-X Cutter Spline Shank 58
 Single Tip Spline Shank 58
 HD Straight Shank 59
 IG Straight Shank 59
 "A" Taper 59
 Rotary Carbide Bits 59
 Rebar Cutter 59
 Heavy Duty Chisels 60
 One and Two Piece Core Bits 60

SCREWS & BOLTS

Selection Guide 62-63
 Zinc Products 64
 Stainless Steel Products 72
 Domestic Products 76
 Brass Products 78
 Products in Jars 78
 Accessories 83
 Gaskets 84
 Kits 85
 Electrical Products 87



Why sell code approved anchors? It's now the LAW.

The International Building or Residential Codes (IBC or IRC) have been adopted in all 50 states. The building codes serve as the basic design and enforcement requirements that an owner, engineer, contractor, inspector and/or code official uses to produce safe structures today. It also applies to renovations of existing buildings requiring construction to meet current code requirements. These structures include everything from condos, shopping malls, hospitals, schools and high-rise construction to ordinary home construction.

The IBC and IRC specifically require anchors that meet the code. Since all states have adopted the building code with enforcement, there are very significant ramifications for any contractor using products not compliant with the code. Compliance with these codes is as simple as providing a Powers approval report or knowing that one exists when selling, specifying or using our product.

Powers has the most ICC-ES code approval reports for anchoring products in structural applications. Powers also has numerous test reports on anchor products using state-of-the-art research and development laboratories which, with acceptance by a local inspector or building official, can serve as proof of compliance.

CODE LISTED
ICC-ES ESR-3260

Power-Bolt+™

CODE LISTED
ICC-ES ESR-2818
ICC-ES ESR-2966

Power-Stud+®
SD1

CODE LISTED
ICC-ES ESR-2502

Power-Stud+®
SD2

CODE LISTED
ICC-ES ESR-2502

Power-Stud+®
SD4 + SD6

CODE LISTED
ICC-ES ESR-2526
ICC-ES ESR-1678

Wedge-Bolt™+

CODE LISTED
ICC-ES ESR-2272

Snake+™

CODE LISTED
ICC-ES ESR-3067

Atomic+
Undercut

CODE LISTED
ICC-ES ESR-2989

Vertigo™+

CODE LISTED
ICC-ES ESR-3068

Tapper+™ Xtreme

CODE LISTED
ICC-ES ESR-3068
ICC-ES ESR-3042
ICC-ES ESR-3213
ICC-ES ESR-3196

Tapper+™

Construction distributors should be selling only anchors that comply with the building codes since IBC and IRC are nationally adopted codes. The code also applies to non-structural anchoring applications. Mechanical anchors and adhesive anchors are purchased and used every day by contractors of all types in structural and non-structural applications.

There are several key reasons why everyone should be selling, specifying and using only concrete anchors that are code listed:

1. Code listed anchors normally offer significantly higher performance
2. Powers can offer these products at a competitive cost and in a complete range
3. Compliance with state and local building authorities' regulations (AHJ)
4. Independent qualification and certification of product performance
5. Proof of usability and conformance in all 50 states
6. Usability and conformance in wind and seismic areas (Florida and California)
7. Increased product safety, reliability and confidence
8. Minimize risk for all applications (structural or non-structural)
9. Enforcement and penalties for noncompliance are costly
10. Building inspection for compliance is common



	Page	Base Material											Anchor Diameter								Head Style								Coating/Material						Code Recognition					
		Concrete	Lightweight Concrete	Hollow Core Plank	Grout-filled Concrete Masonry	Hollow Concrete Masonry	Solid Brick	Hollow Brick	Stone	Structural Clay/Tile	Wood	Steel	3/16"	1/4"	5/16"	8 mm	3/8"	1/2"	5/8"	3/4"	7/8"	1" (24mm)	1-1/4" (28mm)	Finished Hex Head	Hex Head	Round/Acorn Head	Flat Head (Countersunk)	Mushroom Head	Removable	Tie-Wire Head	Tamperproof	Female Coupler	Coated/Plated Carbon Steel	Galvanized Carbon Steel		Type 303/304 Stainless Steel	Type 316 Stainless Steel	Type 410 Stainless Steel	Perma-Seal Coated	Nylon/Plastic
Expansion Anchors	PB+ (Power-Bolt+) / PB-Pro	6	●	●	○			○				●	●	●	●	●	●	●	●	●	●	●	●																	ICC-ES ESR 3260
	Power-Bolt	6	●	●	○	●	●	○				●	●	●	●	●	●								●		●													
	Power-Stud+ SD1	7	●	●		●			○			●		●	●	●	●	●	●	●	●	●	●	●																ICC-ES ESR-2818 & 2966 LARR-25787 & 25864
	Power-Stud+ SD2	7	●	●		●			○						●	●	●	●																					ICC-ES ESR-2502 LARR-25831	
	Power-Stud+ SD4/SD6	8	●	●		●			○			●		●	●	●																								ICC-ES ESR 2502
	Power-Stud HD5	8	●	●		○											●	●																						
	Power-Stud	8	●	●		●			○			●		●	●	●	●	●	●	●	●	●	●	●	●															
	Lok-Bolt AS	10	●	○	○	●	●	●	○			●	●	●	●	●	●	●	●	●	●	●	●	●	●	●	●	●												
	Set-Bolt	11	●	○	○							●		●	●																									
Atomic+ Undercut	9	●	●		○			○						●	●	●	●							●															ICC-ES ESR 3067	
Screw Anchors	Wedge-Bolt+ / Wedge-Bolt	11	●	○	●	○	●				●		●	●	●	●							●																ESR-2526 & 1678 LARR-25808	
	Tapper+X / Tapper+ / Tapper	13	●	●	●	●	●	○	○	●	●	●	●	●	●	●								●		●		●											ICC-ES ESR-3068, 3042, 3213; 3196 Miami-Dade NOA	
Rod Hanging System	Vertigo+ / Vertigo	19	●	●	●				●	●	●		●	●														●											ICC-ES ESR-2989	
	Bang-it	20	●	●							●		●	●	●	●																							ICC-ES ESR-3567	
	Wood-Knocker	20	●	●							●		●	●	●	●																							ICC-ES ESR-3567	

- Suitable
- May be Suitable

	Page	Base Material													Anchor Diameter							Head Style						Coating/Material										Code Recognition
		Concrete	Lightweight Concrete	Hollow Core Plank	Grout-filled Concrete Masonry	Hollow Concrete Masonry	Solid Brick	Hollow Brick	Stone	Structural Clay/Tile	Wood	Steel	3/16"	1/4"	5/16"	8 mm	3/8"	1/2"	5/8"	3/4"	Mushroom Head	Round Head	Flat Head (Countersunk)	Tie-Wire	Removable	Tamperproof	Flush Mount	Coated/Plated Carbon Steel	Galvanized Carbon Steel	Type 303/304 Stainless Steel	Type 316 Stainless Steel	Type 410 Stainless Steel	Zamac Alloy	Perm-Seal Coated	Nylon/Plastic	Lead		
Bolt and Shield Anchors	Snake+	16	●	●	○	○							●		●	●										●	●									ICC-ES ESR-2272 LARR-25810		
	Smart DI+	16	●	○				○					●		●	●										●	●											
	Hollow-Set Dropin	16	●	○	●	●	●	○	○				●	●	●	●	●									●	●		●									
	Steel Dropin	17	●	●				○					●		●	●	●	●								●	●		●	●								
	Mini Dropin	17	●	●	●	○		○					●		●	●										●	●											
	Double	18	●	○	○	●	●	○					●	●	●	●	●	●								●					●							
	Single	18	●	○	○	○	○	○					●	●	●	●	●									●					●							
	Calk-In	18	●	○	●	○	●	○					●	●	●	●										●					●			●				
	Lag-Shield	18	●	○	○	●	●	○	○				●	●	●	●	●	●								●					●							
Heli-Pin	19	●	○	●	●	●	○	●	●			●	●														●											
Pin Anchors	Spike	20	●	●	●	○	○					●	●	●	●				●	●	●	●		●	●		●											
	Drive	21	●	○	○	○	○					●	●	●	●				●	●	●	●		●	●		●											
Nail Anchors	Safe-T+ Pin	22	●	●	●	●	○					●							●																			
	Zamac Hammer-Screw	22	●	○	○	○	●	●	○	○			●							●			●			●				●	●							
	Zamac Nailin	22	●	○	○	○	●	●	○	○			●	●						●	●			●		●	●		●									
	Nylon Nailin	23	●	○	○	○	●	●	○	○			●	●						●	●	●			●	●		●	●					●				

- Suitable
- May be Suitable



CODE LISTED
ICC-ES ESR-3260
CRACKED CONCRETE

PB+ (Power-Bolt+)

Heavy-Duty Sleeve Anchor

BASE MATERIAL	Concrete
SIZE RANGE	1/4" x 1-3/4" to 3/4" x 8-1/4"
ANCHOR MATERIAL	Carbon Steel

The PB+ anchor is a torque controlled, heavy duty sleeve style anchor which is designed for consistent performance in cracked and uncracked concrete. It is available with a finished hex head.

Carbon steel PB+ anchors are manufactured using a Grade 8 bolt. They are plated with a commercial bright zinc finish and have a supplementary chromate treatment in accordance with ASTM B 633.

CARBON STEEL HEX HEAD PB+				
CAT. NO.	SIZE	DRILL DIA.	STD. BOX	STD. CTN.
6902SD	1/4" x 1-3/4"	1/4"	100	600
6906SD	1/4" x 3"	1/4"	100	600
6911SD	3/8" x 1-7/8"	3/8"	50	300
6910SD	3/8" x 2-1/4"	3/8"	50	300
6913SD	3/8" x 3"	3/8"	50	300
6914SD	3/8" x 3-1/2"	3/8"	50	300
6916SD	3/8" x 4"	3/8"	50	300
6930SD*	1/2" x 2-3/4"	1/2"	50	200
6932SD	1/2" x 3-1/2"	1/2"	50	200
6934SD	1/2" x 4-3/4"	1/2"	25	200
6936SD	1/2" x 5-3/4"	1/2"	25	150
6940SD*	5/8" x 3"	5/8"	20	150
6942SD	5/8" x 4"	5/8"	15	120
6944SD	5/8" x 5"	5/8"	15	90
6945SD	5/8" x 6"	5/8"	15	90
6947SD	5/8" x 8-1/2"	5/8"	10	40
6950SD	3/4" x 3-1/4"	1/4"	15	90
6952SD	3/4" x 4-1/4"	1-1/4"	10	60
6954SD	3/4" x 5-1/4"	2-1/4"	10	60
6956SD	3/4" x 7-1/4"	4-1/4"	10	40
6958SD	3/4" x 8-1/4"	5-1/4"	10	40

*Asterisked catalog numbers denote sizes which are less than the minimum standard anchor length for strength design or not included in ESR-3260. The published size includes the diameter and the length which is measured from below the washer to the end of the anchor.



New!

Powers PB-Pro

Heavy-Duty Sleeve Anchor – Metric

BASE MATERIAL	Concrete
SIZE RANGE	24mm x 148mm to 28mm x 220mm
ANCHOR MATERIAL	Carbon Steel

The PB-Pro is a large diameter torque controlled, heavy duty sleeve anchor suitable for concrete applications. It is available in carbon steel with a finished hex head.

CARBON STEEL HEX HEAD PB-PRO					
CAT. NO.	SIZE	DRILL DIA.	LENGTH	STD. BOX	STD. CTN.
PFM1220650	24-M16 x 148mm	24mm	148mm	5	20
PFM1220700	24-M16 x 178mm	24mm	178mm	5	20
PFM1220750	28-M20 x 170mm	28mm	170mm	5	15
PFM1220800	28-M20 x 190mm	28mm	190mm	5	10
PFM1220850	28-M20 x 220mm	28mm	220mm	5	10



SDS-MAX CARBIDE DRILL BITS - 4 CUTTER					
CAT. NO.	SIZE	DRILL DIA.	LENGTH	USABLE LENGTH	STD. TUBE
PPA1330220	24 mm x 340 mm	24mm	340mm	200mm	1
PPA1330290	28 mm x 380 mm	28mm	380mm	250mm	1



Power-Bolt®

Heavy-Duty Sleeve Anchor

BASE MATERIAL	Concrete, Block, Brick, Stone
SIZE RANGE	1/4" x 5/8" to 1/4" x 5-1/2"
ANCHOR MATERIAL	Type 304 Stainless Steel & Carbon Steel (Flat Head)

The Power-Bolt anchor is a heavy duty sleeve style anchor which is vibration resistant and removable. It is available with a finished hex head or flat head with a hex key insert and can be used in concrete, block, brick, or stone.

Stainless steel Power-Bolt anchors are manufactured from 300 series stainless steel (passivated).

304 STAINLESS STEEL HEX HEAD POWER-BOLT					
CAT. NO.	SIZE	DRILL DIA.	MIN. DEPTH	STD. BOX	STD. CTN.
5902	1/4" x 1-3/4"	1/4"	1-1/4"	100	600
5906	1/4" x 3"	1/4"	1-1/4"	100	600
5910	3/8" x 2-1/4"	3/8"	2"	50	300
5914	3/8" x 3-1/2"	3/8"	2"	50	300
5916	3/8" x 4"	3/8"	2"	50	300
5930	1/2" x 2-3/4"	1/2"	2-1/2"	50	200
5934	1/2" x 4-3/4"	1/2"	2-1/2"	25	150




Carbon Steel Flat Head Power-Bolt®

Flat Head Carbon steel Power-Bolt anchors are manufactured using a Grade 5 bolt. They are plated with a commercial bright zinc finish and have a supplementary chromate treatment in accordance with ASTM Specification B 633.

The flat head Power-Bolt anchor has a hex key insert formed in the head of the bolt. Each box contains an Allen wrench which matches the insert size.

CAT. NO.	SIZE	DRILL DIA.	MIN. DEPTH	STD. BOX	STD. CTN.
6981	3/8" x 3-3/4"	3/8"	2"	50	300
6982	3/8" x 5"	3/8"	2"	50	300
6983	3/8" x 6"	3/8"	2"	50	300
6984	1/2" x 5"	1/2"	2-1/2"	25	150
6987	5/8" x 5-1/2"	5/8"	2-3/4"	15	90

The published length is the overall length of the anchor.



CODE LISTED
ICC-ES ESR-2818
CRACKED CONCRETE

CODE LISTED
ICC-ES ESR-2966
MASONRY

CITY OF LOS ANGELES
LARR-25787 (Concrete)

CITY OF LOS ANGELES
LARR-25864 (Masonry)

Power-Stud+® SD1
Wedge Type Expansion Anchor

BASE MATERIAL
Normal-Weight Concrete, Sand-Lightweight Concrete, Concrete over Metal Deck, Grout-Filled Masonry

SIZE RANGE
1/4" diameter, 3/8" diameter through 1-1/4" diameter (cracked and uncracked concrete)

ANCHOR MATERIAL
Zinc Plated Carbon Steel Body and Expansion Clip, with Nut and Washer

The Power-Stud+ SD1 anchor is a fully threaded, torque-controlled, wedge expansion anchor which is designed for consistent performance in cracked and uncracked concrete. Suitable base materials include normal-weight concrete, structural sand-lightweight concrete and concrete over metal deck. The anchor is manufactured with a zinc plated carbon steel body and expansion clip.

Patented & Additional Patents Pending


POWER-STUD+ SD1 CARBON STEEL BODY & EXPANSION CLIP					
CAT. NO.	SIZE	THREAD LENGTH	STD. BOX	STD. CTN.	
7400SD1*	1/4" x 1-3/4"	3/4"	100	600	
7402SD1	1/4" x 2-1/4"	1-1/4"	100	600	
7404SD1	1/4" x 3-1/4"	2-1/4"	100	600	
7410SD1*	3/8" x 2-1/4"	7/8"	50	300	
7412SD1*	3/8" x 2-3/4"	1-3/8"	50	300	
7413SD1	3/8" x 3"	1-5/8"	50	300	
7414SD1	3/8" x 3-1/2"	2-1/8"	50	300	
7415SD1	3/8" x 3-3/4"	2-3/8"	50	300	
7416SD1	3/8" x 5"	3-5/8"	50	300	
7417SD1	3/8" x 7"	5-5/8"	50	200	
7420SD1*	1/2" x 2-3/4"	1"	50	200	
7422SD1	1/2" x 3-3/4"	2"	50	200	
7423SD1	1/2" x 4-1/2"	2-3/4"	50	200	
7424SD1	1/2" x 5-1/2"	3-3/4"	50	150	
7426SD1	1/2" x 7"	5-1/4"	25	100	
7427SD1	1/2" x 8-1/2"	6-3/4"	25	100	
7428SD1	1/2" x 10"	8-1/4"	25	100	
7430SD1*	5/8" x 3-1/2"	1-1/2"	25	100	
7432SD1	5/8" x 4-1/2"	2-1/2"	25	100	
7433SD1	5/8" x 5"	3"	25	100	
7434SD1	5/8" x 6"	4"	25	75	
7436SD1	5/8" x 7"	5"	25	75	
7438SD1	5/8" x 8-1/2"	6-1/2"	25	50	
7439SD1	5/8" x 10"	8"	25	50	
7440SD1*	3/4" x 4-1/4"	1-3/4"	20	60	
7441SD1*	3/4" x 4-3/4"	2-1/4"	20	60	
7442SD1	3/4" x 5-1/2"	3"	20	60	
7444SD1	3/4" x 6-1/4"	3-3/4"	20	60	
7446SD1	3/4" x 7"	4-1/2"	20	20	
7448SD1	3/4" x 8-1/2"	6"	10	60	
7449SD1	3/4" x 10"	7-1/2"	10	40	
7451SD1	3/4" x 12"	9-1/2"	10	40	
7450SD1*	7/8" x 6"	2-3/4"	10	40	
7452SD1	7/8" x 8"	4-3/4"	10	40	
7454SD1	7/8" x 10"	6-3/4"	10	40	
7461SD1*	1" x 6"	2-3/8"	10	30	
7463SD1	1" x 9"	5-3/8"	10	30	
7465SD1	1" x 12"	8-3/8"	5	20	

CAT. NO.	SIZE	THREAD LENGTH	STD. BOX	STD. CTN.
7473SD1	1-1/4" x 9"	4-3/4"	5	15
7475SD1	1-1/4" x 12"	7-3/4"	5	15

* Sizes which are less than the minimum standard anchor length for strength design. The published length is the overall length of the anchor. Allow for fixture thickness plus one anchor diameter for the nut and washer thickness when selecting a length. All anchors are packaged with nuts and washers.



TIE-WIRE POWER-STUD					
CAT. NO.	SIZE	TIE-WIRE HOLE SIZE	MIN. EMBED.	STD. BOX	STD. CTN.
7409SD1	1/4" x 2"	9/32"	1-1/8"	100	500



CODE LISTED
ICC-ES ESR-2502
CRACKED CONCRETE

CITY OF LOS ANGELES
LARR-25831 (Concrete)

Power-Stud+® SD2
Wedge Type Expansion Anchor

BASE MATERIAL
Normal-Weight Concrete, Sand-Lightweight Concrete, Concrete over Metal Deck, Grout-Filled Masonry

SIZE RANGE
3/8" through 3/4" diameter (Cracked and Uncracked Concrete)

ANCHOR MATERIAL
Zinc Plated Carbon Steel Body with Stainless Steel Expansion Clip

The Power-Stud+ SD2 anchor is a fully threaded, torque-controlled, wedge expansion anchor which is designed for consistent performance in cracked and uncracked concrete. Suitable base materials include normal-weight concrete, structural sand-lightweight concrete and concrete over metal deck. The anchor is manufactured with a zinc plated carbon steel body and stainless steel expansion clip for premium performance.

Patented & Additional Patents Pending

POWER-STUD+ SD2 CARBON STEEL BODY & SS EXPANSION CLIP					
CAT. NO.	SIZE	THREAD LENGTH	STD. BOX	STD. CTN.	
7413SD2	3/8" x 3"	1-5/8"	50	300	
7414SD2	3/8" x 3-1/2"	2-1/4"	50	300	
7415SD2	3/8" x 3-3/4"	2-1/2"	50	300	
7416SD2	3/8" x 5"	3-3/4"	50	300	
7422SD2	1/2" x 3-3/4"	2-1/8"	50	200	
7423SD2	1/2" x 4-1/2"	2-7/8"	50	200	
7424SD2	1/2" x 5-1/2"	3-7/8"	50	150	
7426SD2	1/2" x 7"	5-3/8"	25	100	
7427SD2	1/2" x 8-1/2"	6-7/8"	25	100	
7435SD2	5/8" x 4-3/4"	2-7/8"	25	100	
7433SD2	5/8" x 5"	3-1/8"	25	100	
7434SD2	5/8" x 6"	4-1/8"	25	75	
7436SD2	5/8" x 7"	5-1/8"	25	75	
7438SD2	5/8" x 8-1/2"	6-5/8"	25	75	
7442SD2	3/4" x 5-1/2"	3-1/4"	20	60	
7444SD2	3/4" x 6-1/4"	4"	20	60	
7446SD2	3/4" x 7"	4-3/4"	20	60	
7448SD2	3/4" x 8-1/2"	6-1/4"	10	60	

The published length is the overall length of the anchor. Allow for fixture thickness plus one anchor diameter for the nut and washer thickness when selecting a length. All anchors are packaged with nuts and washers.



INSTALLATION ACCESSORIES FOR ADDITIONAL LENGTH		
CAT. NO.	SIZE	STD. BOX
08465	Adjustable torque wrench with 1/2" square drive (10 to 150 ft.-lbs.)	1



CODE LISTED
ICC-ES ESR-2502
CRACKED CONCRETE

Power-Stud+™ SD4 + SD6
Stainless Steel Wedge Type Expansion Anchor

BASE MATERIAL

Normal-Weight Concrete, Sand-Lightweight Concrete

SIZE RANGE

1/4" through 3/4" diameter

ANCHOR MATERIAL

Stainless Steel Body with Expansion Clip with Nut and Washer

The Power-Stud+ SD4 and Power-Stud+ SD6 anchors are fully threaded, torque-controlled, stainless steel wedge expansion anchors which are designed for consistent performance in cracked and uncracked concrete. Suitable base materials are normal-weight and sand-lightweight concrete. The anchor is manufactured with a stainless steel body and expansion clip. Nut and washer are included.

POWER-STUD+ SD4 (304 SS)

CAT. NO.	SIZE	THREAD LENGTH	STD. BOX	STD. CTN.
7300SD4*	1/4" x 1-3/4"	3/4"	100	600
7302SD4	1/4" x 2-1/4"	1-1/4"	100	600
7304SD4	1/4" x 3-1/4"	2-1/4"	100	600
7310SD4*†	3/8" x 2-1/4"	7/8"	50	300
7312SD4 †	3/8" x 2-3/4"	1-3/8"	50	300
7313SD4	3/8" x 3"	1-5/8"	50	300
7314SD4 †	3/8" x 3-1/2"	2-1/8"	50	300
7315SD4	3/8" x 3-3/4"	2-3/8"	50	300
7316SD4	3/8" x 5"	3-5/8"	50	300
7317SD4 †	3/8" x 7"	5-5/8"	50	300
7320SD4* †	1/2" x 2-3/4"	1"	50	300
7322SD4	1/2" x 3-3/4"	2"	50	300
7323SD4	1/2" x 4-1/2"	2-3/4"	50	300
7324SD4	1/2" x 5-1/2"	3-3/4"	50	300
7326SD4	1/2" x 7"	5-1/4"	25	100
7330SD4* †	5/8" x 3-1/2"	1-1/2"	25	100
7332SD4 †	5/8" x 4-1/2"	2-1/2"	25	100
7333SD4	5/8" x 5"	3"	25	100
7334SD4	5/8" x 6"	4"	25	75
7336SD4 †	5/8" x 7"	5"	25	75
7338SD4	5/8" x 8-1/2"	6-1/2"	25	50
7340SD4* †	3/4" X 4-1/4"	1-7/8"	20	60
7341SD4* †	3/4" X 4-3/4"	2-3/8"	20	60
7342SD4	3/4" X 5-1/2"	3-1/8"	20	60
7344SD4 †	3/4" X 6-1/4"	3-7/8"	20	60
7346SD4 †	3/4" X 7"	4-5/8"	20	60
7348SD4	3/4" X 8-1/2"	6-1/8"	10	40
7349SD4	3/4" X 10"	7-5/8"	10	40

† Discontinued item once current stock exhausted.

POWER-STUD+ SD6 (316SS)

CAT. NO.	SIZE	THREAD LENGTH	STD. BOX	STD. CTN.
7600SD6*	1/4" x 1-3/4"	3/4"	100	600
7602SD6	1/4" x 2-1/4"	1-1/4"	100	600
7604SD6	1/4" x 3-1/4"	2-1/4"	100	600
7610SD6*	3/8" x 2-1/4"	7/8"	50	300
7612SD6	3/8" x 2-3/4"	1-3/8"	50	300
7613SD6	3/8" x 3"	1-5/8"	50	300
7614SD6	3/8" x 3-1/2"	2-1/8"	50	300
7615SD6	3/8" x 3-3/4"	2-3/8"	50	300
7616SD6	3/8" x 5"	3-5/8"	50	300
7617SD6	3/8" x 7"	5-5/8"	50	300
7620SD6*	1/2" x 2-3/4"	1"	50	300
7622SD6	1/2" x 3-3/4"	2"	50	300
7623SD6	1/2" x 4-1/2"	2-3/4"	50	300
7624SD6	1/2" x 5-1/2"	3-3/4"	50	300
7626SD6	1/2" x 7"	5-1/4"	25	100
7630SD6*	5/8" x 3-1/2"	1-1/2"	25	100

CAT. NO.	SIZE	THREAD LENGTH	STD. BOX	STD. CTN.
7632SD6	5/8" x 4-1/2"	2-1/2"	25	100
7633SD6	5/8" x 5"	3"	25	100
7634SD6	5/8" x 6"	4"	25	75
7636SD6	5/8" x 7"	5"	25	75
7638SD6	5/8" x 8-1/2"	6-1/2"	25	50
7640SD6*	3/4" X 4-1/4"	1-7/8"	20	60
7641SD6*	3/4" X 4-3/4"	2-3/8"	20	60
7642SD6	3/4" X 5-1/2"	3-1/8"	20	60
7644SD6	3/4" X 6-1/4"	3-7/8"	20	60
7646SD6	3/4" X 7"	4-5/8"	20	60
7648SD6	3/4" X 8-1/2"	6-1/8"	10	40

Power-Stud+ SD4 and Power-Stud+ SD6 anchors can be domestically manufactured (assembled in the USA with foreign and domestic components) and are available for special order only. Call for details.

*Asterisked catalog numbers denote sizes which are less than the minimum standard anchor length for strength design.

The published size includes the diameter and the overall length of the anchor. All anchors are packaged with nuts and washers.



Power-Stud® HD5
Wedge Type Expansion Anchor

BASE MATERIAL

Concrete, Grouted CMU

SIZE RANGE

3/8" x 3" to 3/4" x 8-1/2"

ANCHOR MATERIAL

Hot Dipped Galvanized Steel

The Power-Stud anchor is a one piece fully threaded, wedge style anchor available in carbon steel and stainless steel. The drill bit diameter needed for proper installation is the same nominal size as the anchor diameter.

Hot Dipped Galvanized Power-Stud anchors are manufactured from carbon steel which have a hot dipped galvanized coating (zinc) in accordance with ASTM A 153 Class C or D Specification.

HOT DIPPED GALVANIZED POWER-STUD

CAT. NO.	SIZE	MIN. EMBED.	THREAD LENGTH	STD. BOX	STD. CTN.
7713HD5	3/8" x 3"	1-1/2"	1-1/2"	50	300
7715HD5	3/8" x 3-3/4"	1-1/2"	2-3/8"	50	300
7716HD5	3/8" x 5"	1-1/2"	3-1/2"	50	300
7717HD5	3/8" x 7"	1-1/2"	5-1/2"	50	200
7720HD5	1/2" x 2-3/4"	2"	1"	50	200
7722HD5	1/2" x 3-3/4"	2"	2"	50	200
7723HD5	1/2" x 4-1/2"	2"	2-3/4"	50	200
7724HD5	1/2" X 5-1/2"	2"	3-3/4"	50	200
7726HD5	1/2" X 7"	2"	5-1/4"	50	150
7730HD5	5/8" X 3-1/2"	2-3/8"	1-1/2"	25	100
7733HD5	5/8" x 5"	2-3/8"	3"	25	100
7734HD5	5/8" x 6"	2-3/8"	4"	25	100
7738HD5	5/8" x 8-1/2"	2-3/8"	6-1/2"	25	75
7741HD5	3/4" x 4-3/4"	3-3/8"	2-1/4"	20	60
7742HD5	3/4" x 5-1/2"	3-3/8"	3"	20	60
7746HD5	3/4" x 7"	3-3/8"	4-1/2"	20	60
7748HD5	3/4" x 8-1/2"	3-3/8"	6"	10	40

Power-Stud®
Wedge Type Expansion Anchor

BASE MATERIAL

Concrete, Grouted CMU

SIZE RANGE

1/4" x 1-3/4" to 1-1/4" x 12"

ANCHOR MATERIAL

Carbon Steel, Type 304 or 316 Stainless Steel

The Power-Stud anchor is a one piece fully threaded, wedge style anchor available in carbon steel and stainless steel. The threaded Rod Hanger version is designed for use in solid concrete. The drill bit diameter needed for proper installation is the same nominal size as the anchor diameter.



ROD HANGER POWER-STUD							
CAT. NO.	ROD SIZE	ANCHOR SIZE	DRILL DIA.	MIN. EMBED.	THREAD DEPTH	STD. BOX	STD. CTN.
7806	3/8"	1/2" x 2-3/8"	1/2"	2-1/4"	9/16"	50	250



Stainless Steel Power-Stud anchors are manufactured from AISI Type 304 / 304 Cu and Type 316 stainless steel which is passivated.

TYPE 304 STAINLESS STEEL POWER-STUD						
CAT. NO.	SIZE	MIN. EMBED.	THREAD LENGTH	STD. BOX	STD. CTN.	
7300	1/4" x 1-3/4"	1-1/8"	3/4"	100	500	
7302	1/4" x 2-1/4"	1-1/8"	1-1/4"	100	500	
7304	1/4" x 3-1/4"	1-1/8"	2-1/4"	100	500	
7310	3/8" x 2-1/4"	1-5/8"	1-1/4"	50	250	
7312	3/8" x 2-3/4"	1-5/8"	1-5/8"	50	250	
7313	3/8" x 3"	1-5/8"	1-7/8"	50	250	
7314	3/8" x 3-1/2"	1-5/8"	2-3/8"	50	250	
7315	3/8" x 3-3/4"	1-5/8"	2-5/8"	50	250	
7316	3/8" x 5"	1-5/8"	3-1/8"	50	250	
7320	1/2" x 2-3/4"	2-1/4"	1-3/8"	50	200	
7322	1/2" x 3-3/4"	2-1/4"	2-3/8"	50	200	
7323	1/2" x 4-1/2"	2-1/4"	3-1/8"	50	200	
7324	1/2" x 5-1/2"	2-1/4"	4-1/8"	50	150	
7326	1/2" x 7"	2-1/4"	5-5/8"	25	100	
7330	5/8" x 3-1/2"	2-3/4"	2"	25	100	
7332	5/8" x 4-1/2"	2-3/4"	3"	25	100	
7333	5/8" x 5"	2-3/4"	3-1/2"	25	100	
7334	5/8" x 6"	2-3/4"	4-1/2"	25	75	
7336	5/8" x 7"	2-3/4"	5-1/2"	25	75	
7338	5/8" x 8-1/2"	2-3/4"	7"	25	75	
7340	3/4" x 4-1/4"	3-3/8"	2-3/8"	20	60	
7341	3/4" x 4-3/4"	3-3/8"	2-7/8"	20	60	
7342	3/4" x 5-1/2"	3-3/8"	3-5/8"	20	60	
7344	3/4" x 6-1/4"	3-3/8"	4-3/8"	20	60	
7346	3/4" x 7"	3-3/8"	5-1/8"	20	60	
7348	3/4" x 8-1/2"	3-3/8"	6-5/8"	10	40	
7349	3/4" x 10"	3-3/8"	8-1/8"	10	30	
7352	7/8" x 8"	3-7/8"	4-3/4"	10	40	
7361	1" x 6"	4-1/2"	2-3/8"	10	30	
7363	1" x 9"	4-1/2"	5-3/8"	10	30	
7365	1" x 12"	4-1/2"	8-3/8"	5	15	

The published length is the overall length of the anchor. Allow for fixture thickness plus one anchor diameter for the nut and washer thickness when selecting a length.



TYPE 316 STAINLESS STEEL POWER-STUD						
CAT. NO.	SIZE	MIN. EMBED.	THREAD LENGTH	STD. BOX	STD. CTN.	
7600	1/4" x 1-3/4"	1-1/8"	3/4"	100	500	
7602	1/4" x 2-1/4"	1-1/8"	1-1/4"	100	500	
7604	1/4" x 3-1/4"	1-1/8"	2-1/4"	100	500	
7610	3/8" x 2-1/4"	1-5/8"	1-1/4"	50	250	
7612	3/8" x 2-3/4"	1-5/8"	1-5/8"	50	250	
7613	3/8" x 3"	1-5/8"	1-7/8"	50	250	
7614	3/8" x 3-1/2"	1-5/8"	2-3/8"	50	250	
7615	3/8" x 3-3/4"	1-5/8"	2-5/8"	50	250	
7616	3/8" x 5"	1-5/8"	3-7/8"	50	250	
7620	1/2" x 2-3/4"	2-1/4"	1-3/8"	50	200	
7622	1/2" x 3-3/4"	2-1/4"	2-3/8"	50	200	
7623	1/2" x 4-1/2"	2-1/4"	3-1/8"	50	200	
7624	1/2" x 5-1/2"	2-1/4"	4-1/8"	50	150	
7626	1/2" x 7"	2-1/4"	5-5/8"	25	100	
7630	5/8" x 3-1/2"	2-3/4"	2"	25	100	
7632	5/8" x 4-1/2"	2-3/4"	3"	25	100	
7633	5/8" x 5"	2-3/4"	3-1/2"	25	100	

CAT. NO.	SIZE	MIN. EMBED.	THREAD LENGTH	STD. BOX	STD. CTN.
7634	5/8" x 6"	2-3/4"	4-1/2"	25	75
7636	5/8" x 7"	2-3/4"	5-1/2"	25	75
7638	5/8" x 8-1/2"	2-3/4"	7"	25	75
7640	3/4" x 4-1/4"	3-3/8"	2-3/8"	20	60
7641	3/4" x 4-3/4"	3-3/8"	2-7/8"	20	60
7642	3/4" x 5-1/2"	3-3/8"	3-5/8"	20	60
7644	3/4" x 6-1/4"	3-3/8"	4-3/8"	20	60
7646	3/4" x 7"	3-3/8"	5-1/8"	20	60
7648	3/4" x 8-1/2"	3-3/8"	6-5/8"	10	40

The published length is the overall length of the anchor. Allow for fixture thickness plus one anchor diameter for the nut and washer thickness when selecting a length.

CODE LISTED
ICC-ES ESR-3067
CRACKED CONCRETE

Atomic+ Undercut

Heavy Duty Undercut Anchor

BASE MATERIAL

Normal-Weight Concrete, Sand-Lightweight Concrete

SIZE RANGE

3/8" diameter through 3/4" diameter

ANCHOR MATERIAL

Zinc Plated A 36 Carbon Steel, Zinc Plated High Strength A 193 Grade B7 Steel, Type 316 Stainless Steel

The Atomic+ Undercut anchor is a heavy duty undercut anchor which is designed for consistent performance in cracked and uncracked concrete. Atomic+ Undercut anchors are available for standard installations and for through bolt applications where the fixture is already in place. The Atomic+ Undercut anchor is installed into a pre-drilled hole which has been enlarged at the bottom in the shape of a reversed cone using the Powers Undercut Drill Bit. The result is an anchor which transfers load mainly through bearing, and unlike a typical expansion anchor is not dependent upon friction between the expansion sleeve and the concrete.

*Contact Powers Fasteners for appropriate drilling method. For anchor lengths not listed please contact Powers Fasteners. For availability of all anchor lengths please contact Powers Fasteners.



ATOMIC+ UNDERCUT ANCHOR A 36 STEEL							
CAT. NO.	NOM. ANCHOR DIA.	LENGTH	REQ. UNDERCUT BIT (CAT. NO.)	RECOMMENDED STOP BIT (CAT. NO.)	ANCHOR TYPE	STD. BOX	
03100SD	3/8"	5-1/2"	03200SD	03220SD	Standard	20	
03102SD	3/8"	5-1/2"	03200SD	*	Through bolt	20	
03108SD	1/2"	7"	03201SD	03222SD	Standard	15	
03110SD	1/2"	7"	03201SD	*	Through bolt	15	
03120SD	5/8"	7-3/4"	03202SD	03222SD	Standard	10	
03122SD	5/8"	7-3/4"	03202SD	*	Through bolt	10	
03132SD	3/4"	8-5/8"	03203SD	03228SD	Standard	8	
03134SD	3/4"	8-5/8"	03203SD	*	Through bolt	8	



ATOMIC+ UNDERCUT HIGH STRENGTH A 193, GRADE B7 STEEL							
CAT. NO.	NOM. ANCHOR DIA.	LENGTH	REQ. UNDERCUT BIT (CAT. NO.)	RECOMMENDED STOP BIT (CAT. NO.)	ANCHOR TYPE	STD. BOX	
03104SD	3/8"	6-3/4"	03200SD	03221SD	Standard	20	
03106SD	3/8"	6-3/4"	03200SD	*	Through bolt	20	
03112SD	1/2"	8"	03201SD	03223SD	Standard	15	
03114SD	1/2"	8"	03201SD	*	Through bolt	15	
03116SD	1/2"	9-3/4"	03201SD	03224SD	Standard	15	
03118SD	1/2"	9-3/4"	03201SD	*	Through bolt	15	
03124SD	5/8"	10-3/4"	03202SD	03226SD	Standard	10	
03126SD	5/8"	10-3/4"	03202SD	*	Through bolt	10	
03128SD	5/8"	12-1/4"	03202SD	03227SD	Standard	10	
03130SD	5/8"	12-1/4"	03202SD	*	Through bolt	10	
03136SD	3/4"	13-5/8"	03203SD	03229SD	Standard	8	
03138SD	3/4"	13-5/8"	03203SD	*	Through bolt	8	



ATOMIC UNDERCUT+ TYPE 316 STAINLESS STEEL						
CAT. NO.	NOM. ANCHOR DIA.	LENGTH	REQ. UNDERCUT BIT (CAT. NO.)	RECOMMENDED STOP BIT (CAT. NO.)	ANCHOR TYPE	STD. BOX
03600SD	3/8"	5-1/2"	03200SD	03220SD	Standard	20
03602SD	3/8"	5-1/2"	03200SD	*	Through bolt	20
03608SD	1/2"	7"	03201SD	03222SD	Standard	15
03610SD	1/2"	7"	03201SD	*	Through bolt	15
03620SD	5/8"	7-3/4"	03202SD	03225SD	Standard	10
03622SD	5/8"	7-3/4"	03202SD	*	Through bolt	10
03632SD	3/4"	8-5/8"	03203SD	03228SD	Standard	8
03634SD	3/4"	8-5/8"	03203SD	*	Through bolt	8



The Stop Drill Bit creates a drill hole to the proper depth for standard installations of the Atomic+ Undercut anchor (For through bolt applications please contact Powers Fasteners for appropriate drilling method)

STOP DRILL BITS						
CAT. NO.	NOMINAL STOP DRILL BIT DIA.	CORRESPONDING NOMINAL ANCHOR DIA.	MAX. DRILL DEPTH	SHANK TYPE	STD. TUBE	
03220SD	5/8"	3/8"	3-1/8"	SDS	1	
03221SD	5/8"	3/8"	4-3/8"	SDS	1	
03222SD	3/4"	1/2"	4-1/4"	SDS	1	
03223SD	3/4"	1/2"	5-1/4"	SDS	1	
03224SD	3/4"	1/2"	7"	SDS	1	
03225SD	1"	5/8"	5"	SDS-Max	1	
03226SD	1"	5/8"	8"	SDS-Max	1	
03227SD	1"	5/8"	9-1/2"	SDS-Max	1	
03228SD	1-1/8"	3/4"	5-13/16"	SDS-Max	1	
03229SD	1-1/8"	3/4"	10-13/16"	SDS-Max	1	



The Undercut Drill Bits unique design enlarges the bottom of the drill hole creating a reverse cone sized to receive the Atomic+ Undercut anchor.

UNDERCUT DRILL BITS						
CAT. NO.	NOMINAL STOP DRILL BIT DIA.	CORRESPONDING NOMINAL ANCHOR DIA.	MAX. DRILL DEPTH	SHANK TYPE	STD. TUBE	
03200SD	5/8"	3/8"	9"	SDS	1	
03201SD	3/4"	1/2"	10-1/4"	SDS	1	
03202SD	1"	5/8"	12-1/4"	SDS-Max	1	
03203SD	1-1/8"	3/4"	13-1/2"	SDS-Max	1	



SETTING SLEEVE			
CAT. NO.	CORRESPONDING NOMINAL ANCHOR DIA.		STD. TUBE
03210SD	3/8"		1
03211SD	1/2"		1
03218SD	5/8"		1
03213SD	3/4"		1

Note: One Setting Sleeve will be packaged with each box of Atomic+ Undercut anchors.



CUTTER BLADE REPLACEMENTS FOR UNDERCUT BIT			
CAT. NO.	DESCRIPTION		STD. TUBE
03205SD	Atomic+ (3/8") Cutter Blade - 5/8"		1
03206SD	Atomic+ (1/2") Cutter Blade - 3/4"		1
03208SD	Atomic+ (5/8") Cutter Blade - 1"		1
03209SD	Atomic+ (3/4") Cutter Blade - 1-1/8"		1



REPLACEMENT BOW JAWS FOR UNDERCUT BIT			
CAT. NO.	DESCRIPTION		STD. TUBE
03212SD	3/8" Bow Jaw for 5/8" Hole		1
03215SD	1/2" Bow Jaw for 3/4" Hole		1
03216SD	5/8" Bow Jaw for 1" Hole		1
03217SD	3/4" Bow Jaw for 1-1/8" Hole		1

Lok-Bolt AS®

Sleeve Type Expansion Anchor

BASE MATERIAL

Concrete, Block, Brick

SIZE RANGE

1/4" x 5/8" to 3/4" x 7-1/2"

ANCHOR MATERIAL

Carbon Steel & Stainless Steel

The Lok-Bolt AS anchor is a pre-assembled single unit sleeve anchor available in carbon steel and stainless steel which can be used in concrete, block, brick and stone. Extension sleeves are added to create longer lengths.

* AS refers to all-steel sleeve



HEX NUT LOK-BOLT AS CARBON STEEL

CAT. NO.	SIZE	DRILL DIA.	MIN. EMBED.	STD. BOX	STD. CTN.
5005S	5/16" x 1-1/2"	5/16"	1"	100	1000
5010S	5/16" x 2-3/8"	5/16"	1"	100	500
5015S	3/8" x 1-7/8"	3/8"	1-1/4"	50	500
5020S	3/8" x 3"	3/8"	1-1/4"	50	500
5022S	3/8" x 4"	3/8"	1-1/4"	50	250
5025S	1/2" x 2-1/2"	1/2"	1-1/2"	25	250
5030S	1/2" x 3"	1/2"	1-1/2"	25	250
5034S	1/2" x 3-3/4"	1/2"	1-1/2"	25	125
5033S	1/2" x 5-1/4"	1/2"	1-1/2"	25	125
5032S	1/2" x 6"	1/2"	1-1/2"	10	100
5035S	5/8" x 2-1/2"	5/8"	2"	25	125
5038S	5/8" x 3"	5/8"	2"	25	125
5040S	5/8" x 4-1/4"	5/8"	2"	10	100
5045S	5/8" x 5-3/4"	5/8"	2"	10	100
5050S	3/4" x 2-3/4"	3/4"	2-1/4"	10	100
5055S	3/4" x 4-1/4"	3/4"	2-1/4"	10	40
5060S	3/4" x 6-1/4"	3/4"	2-1/4"	10	30
5065S	3/4" x 8-1/4"	3/4"	2-1/4"	10	30

The published length is measured from below the washer to the end of the anchor.



HEX NUT LOK-BOLT AS 304 STAINLESS STEEL

CAT. NO.	SIZE	DRILL DIA.	MIN. EMBED.	STD. BOX	STD. CTN.
6152S	3/8" x 1-7/8"	3/8"	1-1/4"	50	500
6153S	3/8" x 3"	3/8"	1-1/4"	50	500
6156S	1/2" x 2-1/2"	1/2"	1-1/2"	25	250
6157S	1/2" x 3"	1/2"	1-1/2"	25	250
6160S	1/2" x 3-3/4"	1/2"	1-1/2"	25	125
6164S	5/8" x 4-1/4"	5/8"	2"	10	100

The published length is measured from below the washer to the end of the anchor.



ACORN NUT LOK-BOLT AS CARBON STEEL

CAT. NO.	SIZE	DRILL DIA.	MIN. EMBED.	STD. BOX	STD. CTN.
5125S	1/4" x 5/8"	1/4"	1/2"	100	1000
5150S	1/4" x 1-3/8"	1/4"	1/2"	100	1000
5175S	1/4" x 2-1/4"	1/4"	1/2"	100	1000

The published length is measured from below the washer to the end of the anchor.

ACORN NUT LOK-BOLT AS 304 STAINLESS STEEL

CAT. NO.	SIZE	DRILL DIA.	MIN. EMBED.	STD. BOX	STD. CTN.
6150S	1/4" x 1-3/8"	1/4"	1/2"	100	1000

The published length is measured from below the washer to the end of the anchor.



ROUND HEAD LOK-BOLT AS CARBON STEEL					
CAT. NO.	SIZE	DRILL DIA.	MIN. EMBED.	STD. BOX	STD. CTN.
5205S	1/4" x 1-3/8"	1/4"	1/2"	100	1000
5210S	1/4" x 2-1/4"	1/4"	1/2"	100	1000
5215S	1/4" x 3"	1/4"	1/2"	100	1000
5220S	1/4" x 3-3/4"	1/4"	1/2"	100	1000
5225S	5/16" x 2-3/8"	5/16"	1"	100	1000
5230S	5/16" x 3-3/8"	5/16"	1"	100	500
5235S	3/8" x 2-3/4"	3/8"	1-1/4"	50	500
5240S	3/8" x 3-3/4"	3/8"	1-1/4"	50	250

ROUND HEAD LOK-BOLT AS 304 STAINLESS STEEL					
CAT. NO.	SIZE	DRILL DIA.	MIN. EMBED.	STD. BOX	STD. CTN.
6180S	1/4" x 2-1/4"	1/4"	1/2"	100	1000



COMBO FLAT HEAD LOK-BOLT AS CARBON STEEL					
CAT. NO.	SIZE	DRILL DIA.	MIN. EMBED.	STD. BOX	STD. CTN.
5305S	1/4" x 1-1/2"	1/4"	1/2"	100	1000
5310S	1/4" x 2-1/4"	1/4"	1/2"	100	1000
5315S	1/4" x 3"	1/4"	1/2"	100	1000
5320S	1/4" x 4"	1/4"	1/2"	100	500
5325S	1/4" x 5-1/4"	1/4"	1/2"	100	500
5330S	5/16" x 2-1/4"	5/16"	1"	100	1000
5340S	3/8" x 2-3/4"	3/8"	1-1/4"	50	300
5345S	3/8" x 4"	3/8"	1-1/4"	50	250
5350S	3/8" x 5"	3/8"	1-1/4"	50	250
5360S	3/8" x 6"	3/8"	1-1/4"	50	250

COMBO FLAT HEAD LOK-BOLT AS 304 STAINLESS STEEL					
CAT. NO.	SIZE	DRILL DIA.	MIN. EMBED.	STD. BOX	STD. CTN.
6170S	1/4" x 2-1/4"	1/4"	1/2"	100	1000
6172S	1/4" x 3"	1/4"	1/2"	100	1000
6174S	3/8" x 4"	3/8"	1-1/4"	50	250
6175S	3/8" x 5"	3/8"	1-1/4"	50	250
6176S	3/8" x 6"	3/8"	1-1/4"	50	250

These parts do not have a compression ring.



THRESHOLD FLAT HEAD LOK-BOLT AS					
CAT. NO.	SIZE	DRILL DIA.	MIN. DEPTH	STD. BOX	STD. CTN.
5500S	1/4" x 2"	1/4"	1/2"	100	1000

This part does not have a compression ring.



ROD HANGER LOK-BOLT AS CARBON STEEL					
CAT. NO.	SIZE	DRILL DIA.	MIN. DEPTH	STD. BOX	STD. CTN.
5810S	1/4" x 1-1/2"	5/16"	1/2"	50	250
5815S	3/8" x 1-7/8"	3/8"	1-1/4"	50	250
5825S	1/2" x 2-1/4"	1/2"	1-1/2"	25	125



TIE-WIRE LOK-BOLT AS					
CAT. NO.	SIZE	DRILL DIA.	MIN. DEPTH	STD. BOX	STD. CTN.
5700S	5/16" x 1-1/2"	5/16"	1"	100	1000



LOK-BOLT AS EXTENDERS CARBON STEEL (FOR ADDITIONAL LENGTH)					
CAT. NO.	SIZE	DRILL DIA.	STD. BOX	STD. CTN.	
5684	3/8" x 1-1/4"	3/8"	50	500	



Set-Bolt

Displacement Controlled Expansion Anchor

BASE MATERIAL	Concrete
SIZE RANGE	1/4" x 1-3/4" to 1/2" x 4-1/4"
ANCHOR MATERIAL	Carbon Steel

The Set-Bolt is a one piece, stud style anchor with an external bottom-bearing expansion plug. It is available in carbon steel for use in concrete, stone and solid masonry units.

CAT. NO.	SIZE	MIN. DEPTH	THREAD LENGTH	STD. BOX	STD. CTN.
7101	1/4" x 1-3/4"	1-3/8"	5/8"	100	1000
7123*	3/8" x 2-1/4"	1-5/8"	5/8"	50	250
7126	3/8" x 3"	1-5/8"	1-3/8"	50	250
7134*	3/8" x 6"	1-5/8"	1-3/8"	50	-
7151	1/2" x 4-1/4"	1-7/8"	1-7/8"	25	125

* Discontinued item once current stock exhausted.



CODE LISTED
ICC-ES ESR-2526
CRACKED CONCRETE

CODE LISTED
ICC-ES ESR-1678
MASONRY

CITY OF LOS ANGELES
LARR-25808 (Concrete)

Wedge-Bolt™ +

Screw Anchor

BASE MATERIAL	Normal-Weight Concrete, Sand-Lightweight Concrete, Concrete Over Metal Deck, Grouted CMU
SIZE RANGE	1/4" Diameter, 3/8" Diameter Through 3/4" Diameter (Cracked And Uncracked Concrete), Grouted CMU
ANCHOR MATERIAL	Zinc Plated Carbon Steel Body, and Hex Head or Mechanically Galvanized Carbon Steel Body and Hex Head

The Wedge-Bolt+ anchor is a one piece, heavy duty screw anchor with a finished hex head. It is simple to install, easy to identify and fully removable. The Wedge-Bolt+ has many features and benefits that make it well suited for many applications in a variety of base materials. The anchor is designed for consistent and reliable performance in cracked and uncracked concrete.

Install with Powers Wedge-Bit™

WEDGE-BOLT + SCREW ANCHOR (CARBON STEEL)					
CAT. NO.	DIAMETER SIZE & LENGTH	MIN. EMBED.	STD. BOX	STD. CTN.	
7204SD	1/4" x 1-1/4"*	1"	100	600	
7206SD	1/4" x 1-3/4"*	1"	100	600	
7207SD	1/4" x 2"	1-3/4"	100	600	
7208SD	1/4" x 2-1/4"	1-3/4"	100	600	
7210SD	1/4" x 3"	1-3/4"	100	500	
7220SD	3/8" x 1-3/4"*	1-1/2"	50	300	
7222SD	3/8" x 2-1/2"	2-1/8"	50	300	
7224SD	3/8" x 3"	2-1/8"	50	250	
7226SD	3/8" x 4"	2-1/8"	50	250	
7228SD	3/8" x 5"	2-1/8"	50	250	
7230SD	3/8" x 6"	2-1/8"	50	150	
7240SD	1/2" x 2"*	1-3/4"	50	150	
7242SD	1/2" x 2-1/2"*	1-3/4"	50	200	
7244SD	1/2" x 3"	2-1/2"	50	150	

Table continues on next page

Table continued from previous page

CAT. NO.	DIAMETER SIZE & LENGTH	MIN. EMBED.	STD. BOX	STD. CTN.
7248SD	1/2" x 5"	2-1/2"	25	100
7250SD	1/2" x 6"	2-1/2"	25	75
7268SD	1/2" x 6-1/2"	2-1/2"	25	75
7252SD	1/2" x 8"	2-1/2"	25	75
7260SD	5/8" x 3"	2-1/2"	25	100
7262SD	5/8" x 4"	3-1/4"	25	100
7264SD	5/8" x 5"	3-1/4"	25	75
7266SD	5/8" x 6"	3-1/4"	25	75
7270SD	5/8" x 8"	3-1/4"	25	75
7280SD	3/4" x 3"	2-1/2"	20	60
7282SD	3/4" x 4"	3"	20	60
7284SD	3/4" x 5"	4-1/4"	20	60
7286SD	3/4" x 6"	4-1/4"	20	60
7288SD	3/4" x 8"	4-1/4"	10	40
7290SD	3/4" x 10"	4-1/4"	10	40

* Sizes which are less than the minimum standard anchor length for strength design. The published length is measured from below the hex washer head to the end of the anchor. Wedge-Bolt+ is marked with a blue tip and must be installed with a matched tolerance Wedge-Bit.



WEDGE-BOLT+ MECHANICALLY GALVANIZED

CAT. NO.	DIAMETER SIZE & LENGTH	STD. BOX	STD. CTN.
7726SD	3/8" x 4"	50	250
7728SD	3/8" x 5"	50	250
7730SD	3/8" x 6"	50	150
7746SD	1/2" x 4"	50	150
7748SD	1/2" x 5"	25	100
7750SD	1/2" x 6"	25	75
7751SD	1/2" x 6-1/2"	25	75
7752SD	1/2" x 8"	25	75
7764SD	5/8" x 5"	25	75
7766SD	5/8" x 6"	25	75
7768SD	5/8" x 6-1/2"	25	75
7770SD	5/8" x 8"	25	75

Wedge-Bolt™ 316 Stainless Steel

The 316 SS Wedge-Bolt screw anchor is specifically engineered for applications where additional corrosion resistance is desired. This anchor can be easily installed with either an impact wrench or conventional hand socket.



Install with Powers Wedge-Bit™

316 STAINLESS STEEL WEDGE-BOLT SCREW ANCHOR

CAT. NO.	DIA. SIZE & LENGTH	STD. BOX	STD. CTN.
07870	1/4" x 2"	100	600
07872	1/4" x 3"	100	500
07876	1/4" x 4"	100	500
07878	1/4" x 5"	100	500
07880	3/8" x 2-1/2"	50	300
07882	3/8" x 3"	50	250
07884	3/8" x 4"	50	250
07886	3/8" x 5"	50	150
07888	1/2" x 3"	50	150
07890	1/2" x 4"	50	150
07892	1/2" x 5"	25	100
07894	1/2" x 6"	25	75

Wedge-Bolt™ Orange Tip

The Carbon Steel Wedge-Bolt OT screw anchor is a specifically engineered part for the racking industry. This anchor is available in a finished hex head design and can be easily installed with either an impact wrench or conventional hand socket. This anchor, unlike Blue Tip Wedge-Bolt, can be installed with regular ANSI standard carbide drill bits but requires larger clearance holes.




Orange Tip (OT) = Install with ANSI Bit

WEDGE-BOLT OT SCREW ANCHOR

CAT. NO.	DIA. SIZE & LENGTH	ANSI BIT DIA.	CLEARANCE HOLE DIA.	MIN. EMBED.	THREAD LENGTH	STD. BOX	STD. CTN.
7215	1/4" x 3"	1/4"	3/8"	1"	2-3/4"	100	500
7216	3/8" x 4"	3/8"	1/2"	1-1/2"	3-3/4"	50	250
7217	1/2" x 4"	1/2"	5/8"	1-3/4"	3-3/4"	50	150
7218	1/2" x 5"	1/2"	5/8"	1-3/4"	3-3/4"	25	100
7214	1/2" x 6"	1/2"	5/8"	1-3/4"	3-3/4"	25	75
7219	5/8" x 4"	5/8"	3/4"	2-1/2"	3-3/4"	25	100
7221	5/8" x 5"	5/8"	3/4"	2-1/2"	3-3/4"	25	75
7227	5/8" x 6"	5/8"	3/4"	2-1/2"	3-3/4"	25	75
7229	5/8" x 7"	5/8"	3/4"	2-1/2"	3-3/4"	25	75
7233	1/2" x 6-1/2"	1/2"	5/8"	1-3/4"	3-3/4"	25	75
7231	3/4" x 6"	3/4"	7/8"	2-1/2"	4-1/2"	20	60
7232	3/4" x 8"	3/4"	7/8"	2-1/2"	6"	10	40

Wedge-Bit™ Drill Bits

For proper performance, the Carbon Steel Wedge-Bolt and 410 Stainless Steel Wedge-Bolt anchors must be installed with a Wedge-Bit. The Wedge-Bit has a special matched tolerance range designed to provide optimum performance for the anchor. The available shank styles and sizes are listed below.



SDS-PLUS WEDGE-BIT

CAT. NO.	DRILL SIZE	USABLE LENGTH	OVERALL LENGTH	STD. POUCH
1312	1/4"	2"	4"	1
1314	1/4"	4"	6"	1
1315	1/4"	6"	8"	1
1316	3/8"	4"	6"	1
1318	3/8"	6"	8"	1
1319	3/8"	16"	18"	1
1332	3/8"	10"	12"	1
1320	1/2"	4"	6"	1
1322	1/2"	8"	10"	1
1334	1/2"	10"	12"	1
1335	1/2"	16"	18"	1
1324	5/8"	6"	8"	1
1326	5/8"	10"	12"	1
1336	5/8"	16"	18"	1
1328	3/4"	6"	8"	1
1330	3/4"	10"	12"	1



HEAVY DUTY STRAIGHT SHANK WEDGE-BIT


CAT. NO.	DRILL SIZE	USABLE LENGTH	OVERALL LENGTH	STD. POUCH
1370	1/4"	2-3/4"	4"	1
1372	1/4"	4"	6"	1
1380	3/8"	4"	6"	1
1384	3/8"	11"	13"	1
1390	1/2"	4"	6"	1
1394	1/2"	11"	13"	1
1396	5/8"	11"	13"	1
1397	3/4"	11"	13"	1



SPLINE WEDGE-BIT				
CAT. NO.	DRILL SIZE	USABLE LENGTH	OVERALL LENGTH	STD. POUCH
1340	1/2"	8"	13"	1
1342	1/2"	11"	16"	1
1344	5/8"	8"	13"	1
1348	3/4"	8"	13"	1



SDS-MAX WEDGE-BIT				
CAT. NO.	DRILL SIZE	USABLE LENGTH	OVERALL LENGTH	STD. POUCH
1354	1/2"	8"	13"	1
1356	5/8"	8"	13"	1
1357	5/8"	16"	21"	1
1358	3/4"	8"	13"	1



MIAMI-DADE COUNTY APPROVED

CODE LISTED
ICC-ES ESR-3068
UNCRACKED CONCRETE

Tapper+™ Xtreme

Concrete Screw

BASE MATERIAL	Uncracked Concrete
SIZE RANGE	5/16" x 1-3/4" to 5/16" x 6"
ANCHOR MATERIAL	Carbon Steel

The new Tapper+ Xtreme concrete screw is fully threaded in lengths up to 3-1/4" for light gauge metal attachment to CMU. It is easily installed 2-1/2" - added strength with low torque, and installation drive mechanisms, -5/16" hex head and #3 Phillips. Available in a choice of head styles including Hex flange head, trim hex head, flat and trim flat. Tapper+ Xtreme has been tested to meet ICC-ES Standards for uncracked concrete.



SILVER TAPPER+ XTREME STANDARD PACK*						
HWH CAT. NO.	THH CAT. NO.	PFH CAT. NO.	TFH CAT. NO.	SCREW SIZE	STD. BOX	STD. CTN
2200SD	2230SD		2240SD	5/16" x 1-3/4"	100	500
2202SD	2232SD	2212SD	2242SD	5/16" x 2-1/4"	100	500
2204SD	2234SD	2214SD	2244SD	5/16" x 2-3/4"	100	500
2206SD	2236SD	2216SD	2246SD	5/16" x 3-1/4"	100	500
2208SD	2238SD	2218SD	2248SD	5/16" x 4"	100	500
2210SD	2220SD	2250SD		5/16" x 5"	100	500
		2222SD		5/16" x 6"	100	500



White Perma-Seal coating available by special order.

WHITE TAPPER+ XTREME STANDARD PACK*						
HWH CAT. NO.	THH CAT. NO.	PFH CAT. NO.	TFH CAT. NO.	SCREW SIZE	STD. BOX	STD. CTN
2300SD	2330SD		2340SD	5/16" x 1-3/4"	100	500
2302SD	2332SD	2312SD	2342SD	5/16" x 2-1/4"	100	500
2304SD	2334SD	2314SD	2344SD	5/16" x 2-3/4"	100	500
2306SD	2316SD	2316SD	2346SD	5/16" x 3-1/4"	100	500
2308SD	2318SD	2318SD	2348SD	5/16" x 4"	100	500
2310SD	2320SD	2350SD		5/16" x 5"	100	500
		2322SD		5/16" x 6"	100	500



Bronze Perma-Seal coating available by special order.

BRONZE TAPPER+ XTREME STANDARD PACK*						
HWH CAT. NO.	THH CAT. NO.	PFH CAT. NO.	TFH CAT. NO.	SCREW SIZE	STD. BOX	STD. CTN
2600SD	2630SD		2640SD	5/16" x 1-3/4"	100	500
2602SD	2632SD	2612SD	2642SD	5/16" x 2-1/4"	100	500
2604SD	2634SD	2614SD	2644SD	5/16" x 2-3/4"	100	500
2606SD	2636SD	2616SD	2646SD	5/16" x 3-1/4"	100	500
2608SD	2638SD	2618SD	2648SD	5/16" x 4"	100	500
2610SD	2620SD	2650SD		5/16" x 5"	100	500
		2622SD		5/16" x 6"	100	500

HWH = Hex Washer Head (slotted); PFH = Phillips Flat Head; TFH = Trim Flat Head; FHH = Flange Hex Head
* One Tapper+ drill bit included in each standard box.

TAPPER+ XTREME SDS-PLUS BIT			
CAT. NO.	SIZE	USABLE LENGTH	STD. PACK
1314	1/4" x 6"	4"	1
1315	1/4" x 8"	6"	1
1316	3/8" x 4"	4"	1



TAPPER+ XTREME INSTALLATION TOOLS		
CAT. NO.	DESCRIPTION	STD. BOX
2291SD	Tapper+ Xtreme Installation Kit	1



CODE LISTED
ICC-ES ESR-3068
CONCRETE

CODE LISTED
ICC-ES ESR-3042
WOOD-TO-WOOD

CODE LISTED
ICC-ES ESR-3213
CHEMICALLY TREATED LUMBER

CODE LISTED
ICC-ES ESR-3213
MASONRY (CMU)

MIAMI-DADE COUNTY APPROVED

Tapper+™

Concrete Screw

BASE MATERIAL	Concrete, Block, Brick, Wood, Pressure Treated Lumber
SIZE RANGE	3/16" x 1-1/4" to 1/4" x 6"
ANCHOR MATERIAL	Carbon Steel

The Tapper+ is a one-piece self-tapping concrete screw for use in a variety of light to medium duty applications in base materials including concrete, masonry and wood. It features a corrosion resistant Perma-Seal® coating and an optimized thread design for lower torque. The screw also incorporates a gimlet drill point for wood base materials (no pre-drilling required). Tapper+ is available in a variety of head styles and colors to match the application.



BLUE PERMA-SEAL TAPPER+ STANDARD PACK*

HWH CAT. NO.	PFH CAT. NO.	SCREW SIZE	STD. BOX	STD. CTN.
2700SD†	2740SD†	3/16" x 1-1/4"	100	500
2702SD†	2742SD†	3/16" x 1-3/4"	100	500
2704SD	2744SD	3/16" x 2-1/4"	100	500
2706SD	2746SD	3/16" x 2-3/4"	100	500
2708SD	2748SD	3/16" x 3-1/4"	100	500
2710SD	2750SD	3/16" x 3-3/4"	100	500
2712SD	2752SD	3/16" x 4"	100	500
2720SD†	2760SD†	1/4" x 1-1/4"	100	500
2722SD†	2762SD†	1/4" x 1-3/4"	100	500
2724SD	2764SD	1/4" x 2-1/4"	100	500
2726SD	2766SD	1/4" x 2-3/4"	100	500
2728SD	2768SD	1/4" x 3-1/4"	100	500
2730SD	2770SD	1/4" x 3-3/4"	100	500
2732SD	2772SD	1/4" x 4"	100	500
2734SD	2774SD	1/4" x 5"	100	100
	2776SD	1/4" x 6"	100	100

HWH = Hex Washer Head (slotted); PFH = Phillips Flat Head; TFH = Trim Flat Head; FHH = Flange Hex Head.

* One Tapper+ drill bit included in each standard box.
† Sizes which are less than the minimum standard anchor length for strength design.



SILVER PERMA-SEAL TAPPER+ STANDARD PACK*

CAT. NO. HWH	CAT. NO. PFH	CAT. NO. FHH	CAT. NO. TFH	SCREW SIZE	STD. BOX	STD. CTN.
2498SD†				3/16" x 1-1/4"	100	500
2500SD†				3/16" x 1-3/4"	100	500
2501SD				3/16" x 2-1/4"	100	500
2502SD				3/16" x 2-3/4"	100	500
2503SD				3/16" x 3-1/4"	100	500
2504SD				3/16" x 3-3/4"	100	500
2505SD				3/16" x 4"	100	500
2486SD†	2506SD†			1/4" x 1-1/4"	100	500
2488SD†	2507SD†	8715SD†	8719SD†	1/4" x 1-3/4"	100	500
2490SD	2508SD	8716SD	8720SD	1/4" x 2-1/4"	100	500
2492SD	2509SD	8717SD	8721SD	1/4" x 2-3/4"	100	500
2494SD	2510SD	8718SD	8722SD	1/4" x 3-1/4"	100	500
2495SD	2511SD		8723SD	1/4" x 3-3/4"	100	500
2496SD	2512SD			1/4" x 4"	100	500

HWH = Hex Washer Head (slotted); PFH = Phillips Flat Head; TFH = Trim Flat Head; FHH = Flange Hex Head

* One Tapper+ drill bit included in each standard box.
† Sizes which are less than the minimum standard anchor length for strength design



BRONZE PERMA-SEAL TAPPER+ STANDARD PACK*

CAT. NO. HWH	CAT. NO. PFH	SCREW SIZE	STD. BOX	STD. CTN.
9975SD†	9977SD†	1/4" x 1-1/4"	100	500
9976SD†	9978SD†	1/4" x 1-3/4"	100	500

† Sizes which are less than the minimum standard anchor length for strength design



WHITE PERMA-SEAL TAPPER+ STANDARD PACK*

CAT. NO. HWH	CAT. NO. PFH	CAT. NO. FHH	CAT. NO. TFH	SCREW SIZE	STD. BOX	STD. CTN.
2400SD†	2440SD†			3/16" x 1-1/4"	100	500
2402SD†	2442SD†			3/16" x 1-3/4"	100	500
2404SD	2444SD			3/16" x 2-1/4"	100	500
2406SD	2446SD			3/16" x 2-3/4"	100	500
2408SD	2448SD			3/16" x 3-1/4"	100	500
2410SD	2450SD			3/16" x 3-3/4"	100	500
2412SD	2449SD			3/16" x 4"	100	500
2420SD†	2460SD†			1/4" x 1-1/4"	100	500
2422SD†	2462SD†	8706SD†	8710SD†	1/4" x 1-3/4"	100	500
2424SD	2464SD	8707SD	8711SD	1/4" x 2-1/4"	100	500

CAT. NO. HWH	CAT. NO. PFH	CAT. NO. FHH	CAT. NO. TFH	SCREW SIZE	STD. BOX	STD. CTN.
2426SD	2466SD	8708SD	8712SD	1/4" x 2-3/4"	100	500
2428SD	2468SD	8709SD	8713SD	1/4" x 3-1/4"	100	500
2430SD	2470SD		8714SD	1/4" x 3-3/4"	100	500
2435SD	2472SD			1/4" x 4"	100	500

HWH = Hex Washer Head (slotted); PFH = Phillips Flat Head; TFH = Trim Flat Head; FHH = Flange Hex Head

* One Tapper+ drill bit included in each standard box.
† Sizes which are less than the minimum standard anchor length for strength design

Drill Bits for Perma-Seal® Tapper+™



STRAIGHT SHANK

CAT. NO.	SIZE	USABLE LENGTH	STD. TUBE	WT./100
2781SD	5/32" x 3-1/2"	2"	10	1/4
2782SD	5/32" x 4-1/2"	3"	10	1/4
2783SD	5/32" x 5-1/2"	4"	10	1/4
2785SD	3/16" x 3-1/2"	2"	10	1/4
2786SD	3/16" x 4-1/2"	3"	10	1/4
2787SD	3/16" x 5-1/2"	4"	10	1/2
2788SD	3/16" x 6-1/2"	5"	10	1/2
2789SD	3/16" x 7-1/2"	6"	10	1/2



HEX SHANK SDS-PLUS

CAT. NO.	SIZE	USABLE LENGTH	STD. TUBE	WT./10
2793SD	5/32" x 5"	3"	1	1
2794SD	5/32" x 7"	4"	1	1
2796SD	3/16" x 5"	3"	1	1
2797SD	3/16" x 7"	4"	1	1

Stainless Steel Tapper™



Concrete Screw

BASE MATERIAL

Concrete, Block and Brick

SIZE RANGE

3/16" x 1-1/4" to 1/4" x 6"

ANCHOR MATERIAL

Type 304 & Type 410 Stainless Steel

The Tapper Anchoring System is a family of screw anchors, specially designed drill bits and installation tools designed to meet the needs of most light to medium duty applications in concrete, block and brick. The Tapper concrete screw anchor is produced in either hex washer head or Phillips flat head styles from Type 304 and Type 410 stainless steel.



Standard Packaging - 100 screws and 1 drill per box

TYPE 304 STAINLESS STEEL TAPPER HEX HEAD†

CAT. NO.	SIZE	STD. BOX	STD. CTN.	DRILL BIT REF. STRAIGHT	DRILL BIT REF. SDS HEX
2880	1/4" x 1-1/4"	100	500	2894	2790
2881	1/4" x 1-3/4"	100	500	2894	2790
2882	1/4" x 2-1/4"	100	500	2895	2790
2883	1/4" x 2-3/4"	100	500	2895	2790

†Stainless Steel Tapper screws require the use of special Tapper drill bits. These special drill bits are gold or silver colored for identification. They cannot be used with the Perma-Seal® Tapper or 410 Stainless Steel Tapper.



Standard Packaging - 100 screws and 1 drill per box

TYPE 304 STAINLESS STEEL TAPPER PHILLIPS FLAT HEAD†


CAT. NO.	SIZE	STD. BOX	STD. CTN.	DRILL BIT REF. STRAIGHT	DRILL BIT REF. SDS HEX
2887	1/4" x 1-1/4"	100	500	2894	2790
2888	1/4" x 1-3/4"	100	500	2894	2790
2889	1/4" x 2-1/4"	100	500	2895	2790
2890	1/4" x 2-3/4"	100	500	2895	2790

†Stainless Steel Tapper screws require the use of special Tapper drill bits. These special drill bits are gold or silver colored for identification. They cannot be used with the Perma-Seal® Tapper or 410 stainless steel Tapper.



Standard Packaging - 100 screws and 1 drill per box

TYPE 410 STAINLESS STEEL TAPPER HEX HEAD					
CAT. NO.	SIZE	STD. BOX	STD. CTN.	DRILL BIT REF. STRAIGHT	DRILL BIT REF. SDS HEX
4180	3/16" x 1-1/4"	100	500	2781	2793
4181	3/16" x 1-3/4"	100	500	2781	2793
4182	3/16" x 2-1/4"	100	500	2782	2793
4183	3/16" x 2-3/4"	100	500	2782	2793
4110	1/4" x 1-1/4"	100	500	2785	2796
4112	1/4" x 1-3/4"	100	500	2785	2796
4114	1/4" x 2-1/4"	100	500	2786	2796
4116	1/4" x 2-3/4"	100	500	2786	2796
4117	1/4" x 3-1/4"	100	500	2786	2796
4119	1/4" x 3-3/4"	100	500	2786	2796
4127	1/4" x 4"	100	500	2787	2797
4128	1/4" x 5"	100	500	2788	-
4129	1/4" x 6"	100	500	2788	-



Standard Packaging - 100 screws and 1 drill per box

TYPE 410 STAINLESS STEEL TAPPER PHILLIPS FLAT HEAD					
CAT. NO.	SIZE	STD. BOX	STD. CTN.	DRILL BIT REF. STRAIGHT	DRILL BIT REF. SDS HEX
4185	3/16" x 1-1/4"	100	500	2781	2793
4186	3/16" x 1-3/4"	100	500	2781	2793
4187	3/16" x 2-1/4"	100	500	2782	2793
4188	3/16" x 2-3/4"	100	500	2782	2793
4118	1/4" x 1-1/4"	100	500	2785	2796
4120	1/4" x 1-3/4"	100	500	2785	2796
4123	1/4" x 2-1/4"	100	500	2786	2796
4124	1/4" x 2-3/4"	100	500	2786	2796
4125	1/4" x 3-1/4"	100	500	2786	2796

Tapper™ Drill Bits

Tapper Drill Bits in the diameters listed are nominal size. Tapper anchors must be installed with special tolerance Tapper drill bits. 1/4", Type 304 Stainless Steel Tapper anchors require the use of specific tolerance Tapper drill bits, which are gold or silver colored, to denote the standard size and special application size for harder materials. Tolerance Range = 0.168" to 0.175" for the 5/32" and 0.202" to 0.204" for the 3/16" bits.

Carbide Drill Bits for Type 410 SS TAPPER



HEX SHANK SDS-PLUS			
CAT. NO.	SIZE	USABLE LENGTH	STD. TUBE
2793	5/32" x 5"	3"	1
2794	5/32" x 7"	5"	1
2796	3/16" x 5"	3"	1
2797	3/16" x 7"	5"	1

Carbide Drill Bits for Type 304 SS TAPPER

This is the standard bit for use with Type 304 Stainless Steel Tapper. It is for use in standard weight concrete and block, tolerance = 0.215" to 0.216". This bit is gold colored for identification. (Do not use with Perma-Seal or Type 410 SS Tapper)



STRAIGHT SHANK			
CAT. NO.	SIZE	USABLE LENGTH	STD. TUBE
2894	3/16" x 3-1/2"	2"	10
2895	3/16" x 4-1/2"	3"	10

SDS HEX			
CAT. NO.	SIZE	USABLE LENGTH	STD. TUBE
2790	3/16" x 5-1/2"	3"	1

Tapper™ Installation Tools



INSTALLATION TOOLS FOR 3/16" AND 1/4" TAPPER

CAT. NO.	DESCRIPTION	MAX. SCREW LENGTH	MAX. BIT LENGTH	STD. BOX
2791	Tapper 1000 Tool (as shown)	4"	5-1/2"	1
2792*	Condrive®† 2000	2-3/4"	4-1/2"	1
2795	1000 SDS Extension (8")	6"	7-1/2"	1

*This tool cannot be used with SDS Drill Bits or PFH screws.



TAPPER 1000 REPLACEMENT PARTS

CAT. NO.	DESCRIPTION	STD. BOX
2953	Drive Sleeve Assembly (5-3/4")	1
2964	Blue 3/16" Hex Wedge-Bolt® Socket	1



CONDRIVE® 2000 REPLACEMENT PARTS†

CAT. NO.	DESCRIPTION	STD. BOX
2956	1/4" Hex Key	1
2957	5/16" Hex Key	1

† Condrive® is a Registered Trademark of Illinois Tool Works.



CODE LISTED
ICC-ES ESR-2272
CRACKED CONCRETE

Snake+™

Internally Threaded Self-Tapping Anchor

BASE MATERIAL

Normal-Weight Concrete, Structural Sand-Lightweight Concrete, Concrete Over Metal Deck

SIZE RANGE

1/4" - 1/2" diameter (Cracked and Uncracked Concrete)

ANCHOR MATERIAL

Zinc Plated Carbon Steel

CITY OF LOS ANGELES
LARR-25810 (Concrete)

The Snake+ anchor is an internally threaded, self-tapping screw anchor designed for performance in cracked and uncracked concrete. Suitable base materials include normal-weight concrete, structural sand-lightweight concrete and concrete over metal deck. The Snake+ screw anchor is installed into a drilled hole with a power tool and a Snake+ setting tool. A hammer is not used for installation.

SNAKE+ CAT. NO.	SIZE	MIN. HOLE DEPTH	INTERNAL THREAD DEPTH	STD. BOX	STD. CTN.
6400SD	1/4"	2"	22/32"	100	1000
6401SD	3/8"	1-5/8"	11/16"	50	500
6403SD	1/2"	2-1/2"	29/32"	50	300



EXTRA SNAKE & SNAKE+ SETTING TOOLS CAT. NO.	SIZE	STD. BOX	STD. CTN.
6402SD	1/4"	1	250
6407SD	3/8"	1	250
6404SD	1/2"	1	250



Smart DI+® Anchor (Drop-In)

Internally Threaded Expansion Anchor

BASE MATERIAL

Concrete

SIZE RANGE

1/4" to 1/2"

ANCHOR MATERIAL

Carbon Steel

With Powers new patented innovation, the Smart DI+™ Anchor (Drop-In), contractors can now reduce the amount of hammer blows when setting by approximately 25% compared to competitive brands. Once the setting tool is flush, your anchor is set! The new patented plug design yields a higher percentage of the expansion at the bottom of the anchor, exactly where it is needed. Smart DI+™ Anchor (Drop-In), can also be set using our new Smart Tool. Drill your hole, slide the tool sleeve over the carbide drill and lock into place. The hammer drill now does all the work setting the anchor.

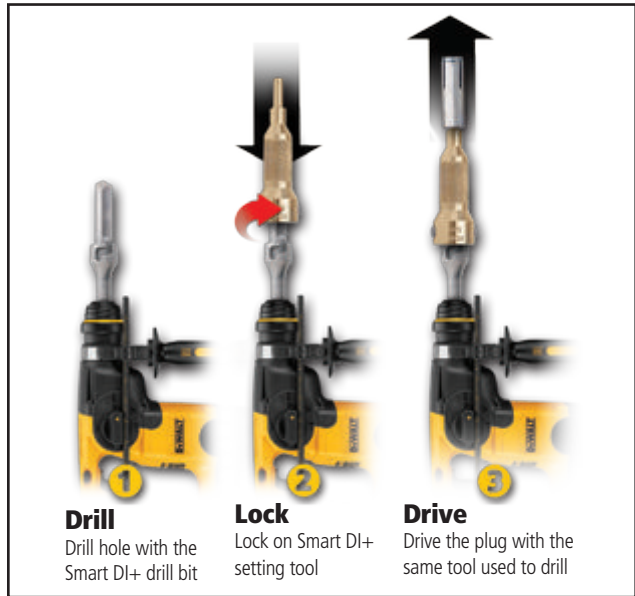
SMART DI+ CAT. NO.	SIZE	STD. BOX	STD. CTN.
6304SD	1/4"	100	1000
6306SD	3/8"	50	500
6308SD	1/2"	50	300



DI+ TOOL CAT. NO.	SIZE	STD. BOX	STD. CTN.
00425SD	1/4"	1	6
00427SD	3/8"	1	6
00429SD	1/2"	1	6



DI+ DRILL CAT. NO.	SIZE	STD. BOX	STD. CTN.
00391SD	3/8" (for 1/4" Smart DI+)	1	12
00397SD	1/2" (for 3/8" Smart DI+)	1	12
00410SD	5/8" (for 1/2" Smart DI+)	1	12



Hollow-Set Dropin™

Internally Threaded Expansion Anchor

BASE MATERIAL

Concrete, Block, Brick, Pre-cast Hollow Core Plank, Stone

SIZE RANGE

1/4" to 5/8"

ANCHOR MATERIAL

Zamac Alloy with Carbon Steel or Stainless Steel Cones

The Hollow-Set Dropin anchor is designed for anchoring in hollow base materials such as hollow concrete block, brick with weep holes and hollow core pre-cast concrete plank. It can also be used in solid base materials. Hollow masonry materials often have a relatively thin outer wall thickness. During the drilling process, spalling on the back side of the wall can decrease the wall thickness available for anchoring to 1" or less. The design of the Hollow-Set Dropin overcomes this problem.

ZAMAC BODY WITH CARBON STEEL CONE CAT. NO.	SIZE	DRILL DIA.	OVERALL LENGTH	SLEEVE LENGTH	STD. BOX	STD. CTN.
9320	1/4"	3/8"	7/8"	5/8"	100	1000
9330	5/16"	5/8"	1-5/16"	15/16"	50	500
9340	3/8"	5/8"	1-5/16"	15/16"	50	500
9350	1/2"	3/4"	1-3/4"	1-1/4"	50	250
9360	5/8"	1"	2"	1-1/2"	25	125

ZAMAC BODY WITH STAINLESS STEEL CONE						
CAT. NO.	SIZE	DRILL DIA.	OVERALL LENGTH	SLEEVE LENGTH	STD. BOX	STD. CTN.
9420	1/4"	3/8"	7/8"	5/8"	100	1000
9440	3/8"	5/8"	1-5/16"	15/16"	100	500



SOLID BASE MATERIAL SETTING TOOLS			
CAT. NO.	SIZE	STD. BOX	STD. CTN.
9322	1/4"	1	1
9342	5/16" & 3/8"	1	1
9352	1/2"	1	1
9362	5/8"	1	1



HOLLOW BASE MATERIAL SETTING TOOLS			
CAT. NO.	SIZE	STD. BOX	STD. CTN.
9323	1/4"	1	1
9333	5/16"	1	1
9343	3/8"	1	1
9353	1/2"	1	1
9363	5/8"	1	1



Steel Dropin

Internally Threaded Expansion Anchor

BASE MATERIAL	Solid Concrete, Solid Block, Hard Stone
SIZE RANGE	1/4" to 3/4" Standard Thread, 1/2" & 3/4" in Coil Thread
ANCHOR MATERIAL	Carbon Steel and Type 304 or 316 Stainless Steel

The Steel Dropin is an all-steel, machine bolt anchor available in carbon steel and two types of stainless steel. It can be used in solid concrete, hard stone, and solid block. A coil-thread version for forming applications is also available. A setting tool is included in each standard carton.

CARBON STEEL DROPIN (SMOOTH WALL)						
CAT. NO.	SIZE	DRILL DIA.	MIN. DEPTH	THREAD DEPTH	STD. BOX	STD. CTN.
6304	1/4"	3/8"	1"	7/16"	100	1000
6306	3/8"	1/2"	1-9/16"	5/8"	50	500
6308	1/2"	5/8"	2"	13/16"	50	300
6320	5/8"	7/8"	2-1/2"	1-3/16"	25	125
6312	3/4"	1"	3-3/16"	1-3/8"	10	50

CARBON STEEL FLANGED DROPIN (LIPPED)						
CAT. NO.	SIZE	DRILL DIA.	MIN. DEPTH	THREAD DEPTH	STD. BOX	STD. CTN.
6324	1/4"	3/8"	1"	7/16"	100	1000
6326	3/8"	1/2"	1-9/16"	5/8"	50	500
6328	1/2"	5/8"	2"	13/16"	50	300

CARBON STEEL KNURLED WALL DROPIN						
CAT. NO.	ROD/ANCHOR SIZE	DRILL DIA.	OVERALL LENGTH	THREAD DEPTH	STD. BOX	STD. CTN.
6340	1/4"	3/8"	1"	7/16"	100	1000
6342	3/8"	1/2"	1-9/16"	5/8"	50	500
6344	1/2"	5/8"	2"	13/16"	50	250

TYPE 303 STAINLESS STEEL DROPIN						
CAT. NO.	SIZE	DRILL DIA.	MIN. DEPTH	THREAD DEPTH	STD. BOX	STD. CTN.
6204	1/4"	3/8"	1"	7/16"	100	1000
6206	3/8"	1/2"	1-9/16"	5/8"	50	500
6208	1/2"	5/8"	2"	13/16"	50	300
6210	5/8"	7/8"	2-1/2"	1-3/16"	25	125
6212	3/4"	1"	3-3/16"	1-3/8"	10	50

TYPE 316 STAINLESS STEEL DROPIN						
CAT. NO.	SIZE	DRILL DIA.	MIN. DEPTH	THREAD DEPTH	STD. BOX	STD. CTN.
6224	1/4"	3/8"	1"	7/16"	100	1000
6226	3/8"	1/2"	1-9/16"	5/8"	50	500
6228	1/2"	5/8"	2"	13/16"	50	300
6230	5/8"	7/8"	2-1/2"	1-3/16"	25	125
6232	3/4"	1"	3-3/16"	1-3/8"	10	50

CARBON STEEL COIL THREAD DROPIN						
CAT. NO.	SIZE	DRILL DIA.	MIN. DEPTH	THREAD DEPTH	STD. BOX	STD. CTN.
6330	1/2"	5/8"	2"	13/16"	50	300
6332	3/4"	1"	3-3/16"	1-3/8"	10	50

Use Setting Tool Cat. No. 6309 for 1/2" size, Cat. No. 6313 for 3/4" size.



SETTING TOOLS FOR STEEL DROPIN ANCHORS			
CAT. NO.	SIZE	STD. BOX	STD. CTN.
6305	1/4"	1	250
6307	3/8"	1	100
6309	1/2"	1	100
6311	5/8"	1	50
6313	3/4"	1	25



SDS-PLUS ACCU-BIT FOR DROPIN AND SMART DI-			
CAT. NO.	SIZE	USABLE LENGTH	BITS PER PACK
00391	SDS-Plus 3/8" Concrete Accu-Bit	for 1/4" Dropin	1
00397	SDS-Plus 1/2" Concrete Accu-Bit	for 3/8" Dropin	1
00410	SDS-Plus 5/8" Concrete Accu-Bit	for 1/2" Dropin	1
00418	SDS-Plus 7/8" Concrete Accu-Bit	for 5/8" Dropin	1
00419	SDS-Plus 1" Concrete Accu-Bit	for 3/4" Dropin	1



Mini Dropin

Internally Threaded Expansion Anchor

BASE MATERIAL	Pre-cast Hollow Core Plank, Concrete
SIZE RANGE	1/4", 3/8" and 1/2"
ANCHOR MATERIAL	Carbon Steel

The Mini Dropin is a carbon steel, machine bolt anchor used in shallow embedment applications. It can be used in solid concrete and hollow core concrete plank, and it may be suitable in hard stone and solid block.

MINI DROPIN						
CAT. NO.	SIZE	DRILL DIA.	MIN. DEPTH	THREAD DEPTH	STD. BOX	STD. CTN.
6335	1/4"	3/8"	5/8"	3/8"	100	1000
6322	3/8"	1/2"	3/4"	13/32"	100	1000
6337	1/2"	5/8"	1"	5/8"	50	250



SETTING TOOLS FOR MINI DROPIN ANCHORS			
CAT. NO.	SIZE	STD. BOX	STD. CTN.
6336	1/4"	1	50
6323	3/8"	1	50
6338	1/2"	1	50



SDS-PLUS ACCU-BIT FOR MINI DROPIN			
CAT. NO.	SIZE	USABLE LENGTH	BITS PER PACK
00392	SDS-Plus 3/8" Concrete Accu-Bit	for 1/4" Mini Dropin	1
00398	SDS-Plus 1/2" Concrete Accu-Bit	for 3/8" Mini Dropin	1
00411	SDS-Plus 5/8" Concrete Accu-Bit	for 1/2" Mini Dropin	1



Double Expansion Anchor

Shell Expansion Anchor

BASE MATERIAL	Pre-cast Hollow Core Plank, Concrete
SIZE RANGE	1/4", 3/8" and 1/2"
ANCHOR MATERIAL	Carbon Steel

The Double is a dual expansion machine bolt anchor particularly suited for base materials of questionable strength. It can be used in solid concrete and some block, brick and stone base materials.

CAT. NO.	SIZE	ANCHOR LENGTH	DRILL DIA.	MIN. HOLE DEPTH	STD. BOX	STD. CTN.
9510	1/4"	1-3/8"	1/2"	1-1/4"	50	500
9515	5/16"	1-5/8"	5/8"	1-1/2"	50	500
9520	3/8"	2"	3/4"	1-3/4"	50	250
9525	1/2"	2-1/2"	7/8"	2-1/4"	25	250
9530	5/8"	2-3/4"	1"	2-1/2"	25	100
9535	3/4"	3-15/16"	1-1/4"	3-1/2"	10	50



Single Expansion Anchor

Shell Expansion Anchor

BASE MATERIAL	Concrete
SIZE RANGE	1/4" to 5/8"
ANCHOR MATERIAL	Zamac Alloy

The Single is a machine bolt anchor designed for use in concrete, and may be suitable in block, brick and stone base materials. The anchor consists of a pre-assembled set of expansion shields and an expander cone formed from Zamac alloy.

CAT. NO.	SIZE	ANCHOR LENGTH	DRILL DIA.	MIN. HOLE DEPTH	STD. BOX	STD. CTN.
9650	1/4"	1-5/16"	1/2"	1-3/8"	50	250
9655	5/16"	1-1/2"	5/8"	1-5/8"	50	250
9665	3/8"	1-1/2"	5/8"	1-5/8"	50	250
9675	1/2"	2-1/16"	7/8"	2-1/2"	25	125
9685	5/8"	2-5/8"	1"	2-3/4"	25	125



Calk-In

Machine Screw Anchor

BASE MATERIAL	Concrete, Block, Brick
SIZE RANGE	8 - 32 to 3/4" - 10
ANCHOR MATERIAL	Zamac Alloy and Lead

The Calk-In is a pre-assembled precision cast calking type machine bolt anchor which can be used in concrete, block, brick or stone. The anchor consists of an antimonial lead alloy calking sleeve and a Zamac alloy internally-threaded expander cone.

CAT. NO.	SIZE	DRILL DIA.	MIN. DEPTH	STD. BOX	STD. CTN.
9205	8-32	5/16"	1/2"	100	1000
9210	10-24	3/8"	5/8"	100	1000
9220	1/4"-20	1/2"	7/8"	100	1000
9225	5/16"-18	5/8"	1"	50	250
9230	3/8"-16	3/4"	1-1/4"	50	250
9240	1/2"-13	7/8"	1-1/2"	50	250
9250	3/4"-10	1-1/4"	2-1/4"	50	-

CAT. NO.	SIZE	DRILL DIA.	MIN. DEPTH	MASTER CTN.
9222	1/4"-20	1/2"	7/8"	1000



Calk-In tools purchased separately (not included).

CAT. NO.	SIZE	STD. BOX	STD. CTN.
9201	8	1	1
9211	10	1	1
9221	1/4"	1	1
9226	5/16"	1	1
9231	3/8"	1	1
9241	1/2"	1	1
9251	3/4"	1	1

RapidSet® Tools

The fastest, easiest and most reliable way to install machine screw anchors

SIZE RANGE	For Calk-In machine screw anchor sizes #10", 1/4" and 3/8"
DRIVE SYSTEM	

Designed for use with power tools, including battery impact drivers


Efficient RapidSet® tools eliminate clumsy hammer and setting processes or expensive, slow expander tools. RapidSet tools draw the anchor's internal insert up into the anchor's outer sleeve; this installation process eliminates the need to maintain a back bearing surface (required by hammer setting tools).

- Power tool does all the work – no pounding with setting tools
- Automatically sets anchor just below the surface
- Maximizes expansion of bottom portion of lead sleeve, which results in consistently high pull-out values
- MAXX model allows placement of 1/4" anchors at various depths (up to 2") below the surface



CAT. NO.	FOR INSERT-ANCHOR SIZE
09252	#10-24
09253	1/4-20
09254	3/8-16

CAT. NO.	FOR INSERT-ANCHOR SIZE
09255	1/4-20



Lag Shield

Shell Expansion Anchor

BASE MATERIAL	Concrete and Mortar Joints of Block and Brick
SIZE RANGE	1/4" to 3/4"
ANCHOR MATERIAL	Zamac Alloy

The Lag Shield is a screw style anchor designed for use with lag bolts. It is suitable for use in concrete and the mortar joints of block or brick walls. Lag Shield anchors are formed from Zamac alloy. In harder masonry materials, short style Lag Shields are used to reduce drilling time. The long style version is used in soft or weak masonry to engage more base material.

CAT. NO.	SIZE	DRILL DIA.	MIN. EMBED.	STD. BOX	STD. CTN.
1051	1/4" Short	1/2"	1"	50	500
1055	1/4" Long	1/2"	1-1/2"	50	500
1101	5/16" Short	1/2"	1-1/4"	50	500
1105	5/16" Long	1/2"	1-3/4"	50	500
1151	3/8" Short	5/8"	1-3/4"	50	500
1155	3/8" Long	5/8"	2-1/2"	50	250
1201	1/2" Short	3/4"	2"	50	500
1205	1/2" Long	3/4"	3"	50	200
1251	5/8" Short	7/8"	2"	25	125
1255	5/8" Long	7/8"	3-1/2"	25	125
1301	3/4" Short	1"	2"	25	125
1305	3/4" Long	1"	3-1/2"	25	100



Heli-Pin™

Facade Anchor

BASE MATERIAL	Concrete, Block, Brick, Stone, Clay Tile and Wood
SIZE RANGE	8mm (5/16") x 6" to 8mm (5/16") x 12"
ANCHOR MATERIAL	Type 304 Stainless Steel

The Heli-Pin anchor is a one-piece, stainless steel helical wall tie system used for anchoring existing brick veneers to the back-up structural members without exposed hardware. Existing facades constructed of various masonry materials can be reattached and reinforced using the Heli-Pin. They are ideal for stabilizing areas with missing or corroded wall ties as well as retrofits to multiple width masonry wall sections. The Heli-Pin is installed in predrilled holes with a Heli-Pin setting tool and a SDS-Plus shank roto-hammer drill.


CAT. NO.	ITEM DESCRIPTION	STD. BOX	STD. CTN.
08341	Heli-Pin Anchor 8mm (5/16") x 6"	100	1000
08342	Heli-Pin Anchor 8mm (5/16") x 8"	100	1000
08343	Heli-Pin Anchor 8mm (5/16") x 10"	100	1000
08344	Heli-Pin Anchor 8mm (5/16") x 12"	50	500
08345	Heli-Pin SDS Setting Tool	1	12

Vertigo+™ / Vertigo

Rod Hanger System

BASE MATERIAL	Steel, Wood, Concrete
SIZE RANGE	1/4" - 1/2"
ANCHOR MATERIAL	Carbon Steel

Vertigo is an all steel threaded fastening system for suspending steel threaded rod and other assemblies. Vertigo can be installed in a variety of base materials including steel bar joists and beams, wood frame columns and beams, as well as concrete beams and columns. In wood and steel base materials, Vertigo is also offered in a side mount style for lateral installation of 1/4" and 3/8" diameter steel threaded rods onto joists, columns and trusses. For all steel and wood Vertigo fasteners, a red Vertigo Socket Driver is recommended to provide proper installation with a screw gun or hammer drill in "rotation only" mode. Concrete Vertigo fasteners should be installed with the appropriate size standard drive sockets and hammer drill or powered impact wrench.



CODE LISTED
ICC-ES ESR-2989
CRACKED CONCRETE

CONCRETE VERTIGO+					
CAT. NO.	ROD SIZE	SCREW SHANK SIZE & LENGTH	FINISH	STD. BOX	STD. CTN.
7180SD*	1/4"	3/8" x 2-1/8"	Yellow Dichromate Finish	100	500
7181SD*	3/8"	3/8" x 2-1/8"	Yellow Dichromate Finish	100	500
7182SD*	1/2"	3/8" x 2-1/8"	Yellow Dichromate Finish	50	250

* Packed with SDS Wedge-Bit



STEEL VERTICAL HANGER					
CAT. NO.	ROD SIZE	SCREW SHANK SIZE & LENGTH	POINT STYLE	STD. BOX	STD. CTN.
#3 FOR PURLINS					
7155	1/4"	1/4-20 x 1"	#3	100	600
7157	3/8"	1/4-20 x 2"	#3	100	500
7158	3/8"	1/4-20 x 1" (w/nuts)	#3	100	600
7159	3/8"	1/4-20 x 1-1/2"	#3	100	500
7160	3/8"	1/4-20 x 1-1/2" (w/nuts)	#3	100	500
#5 FOR BEAMS					
7152	1/4"	12-20 x 1-1/2"	#5	100	500
7154	3/8"	12-20 x 1-1/2" (w/nuts)	#5	100	500
7161	1/2"	12-20 x 1-1/2" (w/nuts)	#5	100	500



STEEL SIDE HANGER					
CAT. NO.	ROD SIZE	SCREW SHANK SIZE & LENGTH	POINT STYLE	STD. BOX	STD. CTN.
#3 FOR PURLINS					
7183	1/4"	1/4-20 x 1"	#3	100	600
7184	3/8"	1/4-20 x 1" (w/nuts)	#3	100	600
7186	3/8"	1/4-20 x 1-1/2" (w/nuts)	#3	100	500
7188	3/8"	1/4-20 x 2" (w/nuts)	#3	100	500
#5 FOR BEAMS					
7200	1/4"	12-20 x 1-1/2"	#5	50	300
7201	3/8"	12-20 x 1-1/2" (w/nuts)	#5	100	600



WOOD VERTICAL HANGER					
CAT. NO.	ROD SIZE	SCREW SHANK SIZE & LENGTH	POINT STYLE	STD. BOX	STD. CTN.
7163	1/4"	1/4" x 2"	Type 17	100	500
7203	3/8"	1/4" x 1"	Type 17	100	500
7165	3/8"	1/4" x 2"	Type 17	100	500
7167	3/8"	1/4" x 3"	Type 17	100	500
7169	3/8"	1/4" x 4"	Type 17	100	500
7162	3/8"	5/16" x 2-1/2"	Type 17	100	500
7164	1/2"	5/16" x 2-1/2"	Type 17	100	500



WOOD SIDE HANGER					
CAT. NO.	ROD SIZE	SCREW SHANK SIZE & LENGTH	POINT STYLE	STD. BOX	STD. CTN.
7185	1/4"	1/4" x 1"	Type 17	100	500
7205	3/8"	1/4" x 1"	Type 17	100	500
7170	3/8"	1/4" x 2"	Type 17	100	500
7156	3/8"	5/16" x 2-1/2"	Type 17	100	500



CONCRETE VERTICAL HANGER					
CAT. NO.	ROD SIZE	SCREW SHANK SIZE & LENGTH	SHANK STYLE	STD. BOX	STD. CTN.
7171	1/4"	1/4" x 1-1/4"	ANSI Wedge-Bolt OT thread	100	500
7173	3/8"	1/4" x 1-1/2"	ANSI Wedge-Bolt OT thread	100	500
7175	1/2"	3/8" x 2-3/4"	ANSI Wedge-Bolt OT thread	50	250

For Side Mount Concrete Applications use Cat. No. 7185 and 7170 with a 3/16" ANSI Drill Bit

Vertigo Accessories



POLE TOOL				
CAT. NO.	DESCRIPTION	BOX	CARTON	
7166	6'-12' Pole Tool (includes three Jaw Chuck)	1	1	




DRIVER SOCKET				
CAT. NO.	DESCRIPTION	COLOR	STD. BOX	STD. CTN.
7187	Universal Steel & Wood Socket	Red	5	25
7195	1/4" Concrete Socket	Blue	5	25
7197	3/8" Concrete Socket	Blue	5	25
7198	1/2" Concrete Socket	Blue	5	25



VERTIGO TOOL KIT				
CAT. NO.	DESCRIPTION	STD. BOX	STD. CTN.	
5864	Sleeve Assembly (same as cat. #5874) 1/4" and 3/8" blue concrete drive sockets and red universal drive socket	1	10	
5874	Sleeve Assembly	1	-	

CAT. NO.	DESCRIPTION	USABLE LENGTH	STD. TUBE	WT/10
5866	1/4" x 6" Hex Shank SDS Drill Bit	4"	1	1/2



CODE LISTED
ICC-ES ESR-3657
CRACKED CONCRETE

Bang-It™

Concrete Inserts

BASE MATERIAL
Concrete, Lightweight Concrete

SIZE RANGE
1/4" to 3/4"

ANCHOR MATERIAL
Carbon Steel and Engineered Plastic

Bang-It concrete inserts are designed for installation through pre-drilled metal composite deck (i.e. "pan deck") used to support a newly poured concrete floor or roof slab. Depending upon the size/color chosen, the protective sleeve protrudes below the surface of the deck allowing overhead attachment of steel threaded rod in sizes ranging from 1/4" to 3/4" in diameter. The protective sleeve prevents sprayed fireproofing material and acoustical dampening products from clogging the internal threads of the insert inside, as well as burying, masking or losing the insert location. The unique, six-sided impact plate offers resistance to rotation within the concrete as a steel threaded rod is being installed.

CAT. NO.	DESCRIPTION	PRE DRILLED HOLE	STD. BOX	PALLET
7540	1/4" Brown Bang-It	13/16"	100	4000
7542	3/8" Green Bang-It	13/16"	100	4000
7544	1/2" Yellow Bang-It	13/16"	100	4000
7546	5/8" Red Bang-It	1-3/16"	50	2400
7548	3/4" Purple Bang-It	1-3/16"	50	2400
7560	Bang-It Deck Driller Extension		1	
7562	13/16" Carbide Hole Saw for 1/4", 3/8" and 1/2"		1	
7564	1-3/16" Carbide Hole Saw for 5/8", 3/4" and 7/8"		1	
7566	Carbide Hole Saw Center Bit		1	



CODE LISTED
ICC-ES ESR-3657
CRACKED CONCRETE

Wood-Knocker™

Concrete Inserts

BASE MATERIAL
Concrete, Lightweight Concrete

SIZE RANGE
1/4" to 3/4"

ANCHOR MATERIAL
Carbon Steel and Engineered Plastic

Wood-Knocker concrete inserts are installed onto wooden forms used to support a newly poured concrete floor slabs, roof slabs or walls. When the forms are stripped, the color-coded flange is easily seen embedded in the concrete surface allowing attachment of steel threaded rod or threaded bolts in sizes ranging from 1/4" to 3/4" in diameter. The unique six-sided impact plate offers resistance to rotation within the concrete as a steel threaded rod or threaded bolt is being installed.

CAT. NO.	DESCRIPTION	STD. BOX	PALLET
7550	1/4" Brown Wood Knocker	200	9600
7552	3/8" Green Wood Knocker	200	9600
7554	1/2" Yellow Wood Knocker	200	9600
7556	5/8" Red Wood Knocker	150	6000
7558	3/4" Purple Wood Knocker	150	6000
7567	1/2" Coil Thread Wood Knocker	200	9600



Spike®
Pre-Expanded Anchor

BASE MATERIAL	Concrete, Block
SIZE RANGE	3/16" x 1" to 1/2" x 6-1/2"
ANCHOR MATERIAL	Carbon Steel and Type 316 Stainless Steel

The Spike anchor is a patented, one-piece, tamper-proof anchor for use in concrete, block, brick or stone. Several head styles are available and offered in carbon and type 316 stainless steel. The Spike anchor is formed with an "s" shaped configuration at the working end of the anchor to create an expansion mechanism. Since the anchor is pre-expanded, there is no secondary tightening operation.

MUSHROOM HEAD TYPE 316 STAINLESS STEEL SPIKE					
CAT. NO.	SIZE	DRILL DIA.	MIN. EMBED.	STD. BOX	STD. CTN.
6602	3/16" x 1"	3/16"	7/8"	100	1000
6603	3/16" x 1-1/4"	3/16"	7/8"	100	1000
6604	3/16" x 1-1/2"	3/16"	1-1/4"	100	1000
6606	3/16" x 2"	3/16"	1-1/4"	100	1000
6623	1/4" x 1-1/4"	1/4"	1"	100	1000
6624	1/4" x 1-1/2"	1/4"	1-1/4"	100	1000
6626	1/4" x 2"	1/4"	1-1/4"	100	1000
6628	1/4" x 2-1/2"	1/4"	1-1/4"	100	1000
6630	1/4" x 3"	1/4"	1-1/4"	100	1000
6646	3/8" x 2"	3/8"	1-3/4"	25	250
6648	3/8" x 2-1/2"	3/8"	1-3/4"	25	250
6650	3/8" x 3"	3/8"	1-3/4"	25	250

MUSHROOM HEAD GRADE 8.2 CARBON STEEL SPIKE					
CAT. NO.	SIZE	DRILL DIA.	MIN. EMBED.	STD. BOX	STD. CTN.
5502	3/16" x 1"	3/16"	7/8"	100	1000
5503	3/16" x 1-1/4"	3/16"	7/8"	100	1000
5504	3/16" x 1-1/2"	3/16"	1-1/4"	100	1000
5506	3/16" x 2"	3/16"	1-1/4"	100	1000
5508	3/16" x 2-1/2"	3/16"	1-1/4"	100	1000
5510	3/16" x 3"	3/16"	1-1/4"	100	1000
5511	3/16" x 3-1/2"	3/16"	1-1/4"	100	1000
5512	3/16" x 4"	3/16"	1-1/4"	100	500
5522	1/4" x 1"	1/4"	7/8"	100	1000
5523	1/4" x 1-1/4"	1/4"	1"	100	1000
5524	1/4" x 1-1/2"	1/4"	1-1/4"	100	1000
5526	1/4" x 2"	1/4"	1-1/4"	100	1000
5528	1/4" x 2-1/2"	1/4"	1-1/4"	100	1000
5530	1/4" x 3"	1/4"	1-1/4"	100	1000
5531	1/4" x 3-1/2"	1/4"	1-1/4"	100	1000
5532	1/4" x 4"	1/4"	1-1/4"	100	1000
5546	3/8" x 2"	3/8"	1-3/4"	25	250
5548	3/8" x 2-1/2"	3/8"	1-3/4"	25	250
5550	3/8" x 3"	3/8"	1-3/4"	25	250
5551	3/8" x 3-1/2"	3/8"	1-3/4"	25	250
5552	3/8" x 4"	3/8"	1-3/4"	25	250
5554	3/8" x 5"	3/8"	1-3/4"	25	250
5556	3/8" x 6"	3/8"	1-3/4"	25	250
5569	1/2" x 2-3/4"	1/2"	2-1/2"	50	200
5571	1/2" x 3-1/2"	1/2"	2-1/2"	50	150
5572	1/2" x 4"	1/2"	2-1/2"	25	150
5574	1/2" x 5"	1/2"	2-1/2"	25	150
5577	1/2" x 6-1/2"	1/2"	2-1/2"	25	150

The published length is measured from below the head to the end of the anchor.



FLAT HEAD GRADE 8.2 CARBON STEEL SPIKE					
CAT. NO.	SIZE	DRILL DIA.	MIN. EMBED.	STD. BOX	STD. CTN.
5608	3/16" x 2-1/2"	3/16"	1-1/4"	100	1000
5610	3/16" x 3"	3/16"	1-1/4"	100	1000
5612	3/16" x 4"	3/16"	1-1/4"	100	1000
5624	1/4" x 1-1/2"	1/4"	1-1/4"	100	1000
5626	1/4" x 2"	1/4"	1-1/4"	100	1000
5628	1/4" x 2-1/2"	1/4"	1-1/4"	100	1000
5630	1/4" x 3"	1/4"	1-1/4"	100	1000
5631	1/4" x 3-1/2"	1/4"	1-1/4"	100	1000
5632	1/4" x 4"	1/4"	1-1/4"	100	500

The published length is the overall length of the anchor.

MUSHROOM HEAD TYPE 316 STAINLESS STEEL SPIKE					
CAT. NO.	SIZE	DRILL DIA.	MIN. EMBED.	STD. BOX	STD. CTN.
6602	3/16" x 1"	3/16"	7/8"	100	1000
6603	3/16" x 1-1/4"	3/16"	7/8"	100	1000
6604	3/16" x 1-1/2"	3/16"	1-1/4"	100	1000
6606	3/16" x 2"	3/16"	1-1/4"	100	1000
6623	1/4" x 1-1/4"	1/4"	1"	100	1000
6624	1/4" x 1-1/2"	1/4"	1-1/4"	100	1000
6626	1/4" x 2"	1/4"	1-1/4"	100	1000
6628	1/4" x 2-1/2"	1/4"	1-1/4"	100	1000
6630	1/4" x 3"	1/4"	1-1/4"	100	1000
6646	3/8" x 2"	3/8"	1-3/4"	25	250
6648	3/8" x 2-1/2"	3/8"	1-3/4"	25	250
6650	3/8" x 3"	3/8"	1-3/4"	25	250

The published length is measured from below the head to the end of the anchor.

Special Application Spike® Anchors



ROD HANGING PIPE SPIKE GRADE 8.2 CARBON STEEL					
CAT. NO.	SIZE	DRILL DIA.	MIN. EMBED.	STD. BOX	STD. CTN.
3755	1/4"	3/16"	1-1/4"	100	1000
3758	3/8"	1/4"	1-3/4"	50	500



SUSPENDED CEILINGS TIE-WIRE SPIKE GRADE 8.2 CARBON STEEL						
CAT. NO.	SIZE	DRILL DIA.	MIN. EMBED.	TIE-WIRE HOLE SIZE	STD. BOX	STD. CTN.
3756	3/16"	3/16"	1-1/4"	3/16"	100	500
3759	1/4"	1/4"	1-1/4"	9/32"	100	500



CONCRETE FORMING FORMING SPIKE GRADE 8.2 CARBON STEEL					
CAT. NO.	ANCHOR SIZE	DRILL DIA.	MIN. EMBED.	STD. BOX	STD. CTN.
3795	3/16" x 1-1/2"	3/16"	1-1/4"	100	1000
3796	3/16" x 2"	3/16"	1-1/4"	100	1000
3797	3/16" x 2-3/4"	3/16"	1-1/4"	100	1000
3794	1/4" x 2-3/4"	1/4"	1-1/4"	100	1000

While the Spike anchor can easily be installed using a hammer, a specially designed series of drivers and manual tools provide a fast, easy to use method for installation into concrete and masonry materials. The tools allow Spike anchors to be installed in confined areas and prevent damage to the fixture from stray hammer blows.



SPIKE INSTALLATION TOOLS			
CAT. NO.	TOOL DESCRIPTION	TIP O.D.	STD. BOX
3790	Spike Driver 1000	1/2"	1
3791	Spike Driver 2000	1/2"	1



PIPE SPIKE TOOL			
CAT. NO.	TOOL DESCRIPTION	TIP O.D.	STD. BOX
3760	Pipe Spike Setting Tool	5/16"	1

Drive®

Split Pin Type Pre-Expander Anchor

BASE MATERIAL	Concrete
SIZE RANGE	3/16" x 1-1/2" to 1/2" x 3"
ANCHOR MATERIAL	Carbon Steel

The Drive is a one piece tamper-proof, pre-expanded anchor available in carbon steel for use in concrete and stone. Tie-Wire Drive anchors are used for suspended ceiling applications. The flat head (counter-sunk) style is particularly suited for wood-to-concrete anchoring. The round head style is for all other applications requiring fast, permanent installations.



ROUND HEAD DRIVE					
CAT. NO.	SIZE	DRILL DIA.	MIN. DEPTH	STD. BOX	STD. CTN.
3211	1/4" x 1-1/4"	1/4"	1-1/8"	100	1000
3241	1/4" x 1-1/2"	1/4"	1-1/8"	100	1000
3271	1/4" x 2"	1/4"	1-1/8"	100	1000
3301	1/4" x 2-1/2"	1/4"	1-1/8"	100	1000
3601	3/8" x 2"	3/8"	1-7/8"	25	250
3631	3/8" x 2-1/2"	3/8"	1-7/8"	25	250
3691	3/8" x 3-1/2"	3/8"	1-7/8"	25	250
3781	1/2" x 3"	1/2"	2-5/8"	25	125



FLAT HEAD DRIVE					
CAT. NO.	SIZE	DRILL DIA.	MIN. DEPTH	STD. BOX	STD. CTN.
3092	3/16" x 1-1/2"	3/16"	7/8"	100	1000
3122	3/16" x 2"	3/16"	7/8"	100	1000
3152	3/16" x 2-1/2"	3/16"	7/8"	100	1000

Continued on next page

CAT. NO.	SIZE	DRILL DIA.	MIN. DEPTH	STD. BOX	STD. CTN.
3162	3/16" x 3"	3/16"	7/8"	100	1000
3242	1/4" x 1-1/2"	1/4"	1-1/8"	100	1000
3272	1/4" x 2"	1/4"	1-1/8"	100	1000
3302	1/4" x 2-1/2"	1/4"	1-1/8"	100	1000
3332	1/4" x 3"	1/4"	1-1/8"	100	1000
3362	1/4" x 3-1/2"	1/4"	1-1/8"	100	1000
3392	1/4" x 4"	1/4"	1-1/8"	100	500



TIE-WIRE DRIVE (13/64" TIE-WIRE HOLE)					
CAT. NO.	SIZE	DRILL DIA.	MIN. DEPTH	STD. BOX	STD. CTN.
3244	1/4" x 1-3/4"	1/4"	1-1/8"	500	500
3245	1/4" x 1-3/4"	1/4"	1-1/8"	100	500
3250	Tie-Wire Setting Tool Drive			1	1

Zamac Hammer-Screw® Anchor

Nail Anchor

BASE MATERIAL	Concrete, Block, Brick, Stone
SIZE RANGE	1/4" x 3/4" to 1/4" x 3"
ANCHOR MATERIAL	Zamac Alloy with Carbon Steel and Perma-Seal Drive Screw

The Zamac Hammer-Screw is a unique, one-step drive anchor featuring a Phillips type head and an internal screw thread for use in concrete, block, brick

or stone. The anchor has a body formed from corrosion resistant Zamac alloy with a carbon steel drive screw, and has been developed as an improvement over standard nailin anchors. The anchor is removable and is also offered with an optional Perma-Seal coated screw.



ZAMAC HAMMER-SCREW - MUSHROOM HEAD / NO. 2 PHILLIPS TYPE SCREW CARBON STEEL				
CAT. NO.	SIZE	DRILL DIA.	STD. BOX	STD. CTN.
2839	1/4" x 3/4"	1/4"	100	500
2840	1/4" x 1"	1/4"	100	500
2842	1/4" x 1-1/4"	1/4"	100	500
2844	1/4" x 1-1/2"	1/4"	100	500
2846	1/4" x 2"	1/4"	100	500
2848	1/4" x 2-1/4"	1/4"	100	500
2850	1/4" x 3"	1/4"	100	500

MASTER PACK WITH CARBON STEEL SCREW				
CAT. NO.	SIZE	DRILL DIA.	STD. BOX	STD. CTN.
2939	1/4" x 3/4"	1/4"	1000	1000
2940	1/4" x 1"	1/4"	1000	1000
2942	1/4" x 1-1/4"	1/4"	1000	1000
2944	1/4" x 1-1/2"	1/4"	1000	1000
2946	1/4" x 2"	1/4"	1000	1000
2948	1/4" x 2-1/4"	1/4"	1000	1000
2949	1/4" x 3"	1/4"	1000	1000

ZAMAC HAMMER-SCREW - MUSHROOM HEAD WITH NO. 2 PHILLIPS TYPE PERMA-SEAL SCREW				
CAT. NO.	SIZE	DRILL DIA.	STD. BOX	STD. CTN.
2817	1/4" x 1-1/4"	1/4"	100	500

MASTER PACK WITH PERMA-SEAL SCREW				
CAT. NO.	SIZE	DRILL DIA.	STD. BOX	STD. CTN.
2818	1/4" x 1-1/4"	1/4"	1000	1000



Safe-T+ Pin

Nail Anchor

BASE MATERIAL	Concrete, Block, Brick, Stone
SIZE RANGE	1/4" x 1-3/8" and 1/4" x 2-1/2"
ANCHOR MATERIAL	Carbon Steel

The new Powers Safe-T+ Pin is a one piece, all steel, nail drive anchor that can be used in concrete, block, brick or stone. Each box of Safe-T+ pins comes with a 6MM SDS carbide drill bit for ease of installation. Typical applications include HVAC Duct Straps, light to medium duty signage, and termination bar, flooring ECT. Available in 1 diameter and two lengths. Just drill a hole and hammer it in.

SAFE-T+ PIN				
CAT. NO.	SIZE	DRILL DIA.	STD. BOX	STD. CTN.
2800SD	6mm (1/4") x 1-3/8"	6mm	100	600
2801SD	6mm (1/4") x 2-1/2"	6mm	100	600



SAFE-T+ PIN DRILL BIT					
CAT. NO.	DESCRIPTION	DIA.	USABLE LENGTH	STD. BOX	STD. CTN.
2800	Drill Bit	6mm	3-1/4"	1	50

Zamac Nailin® Anchor

Drive Pin Type Anchor

BASE MATERIAL	Concrete, Block, Brick, Stone
SIZE RANGE	3/16" x 7/8" to 1/4" x 3"
ANCHOR MATERIAL	Zamac Alloy with Carbon or Stainless Steel Drive Pin

The Zamac Nailin is a tamper-proof nail drive anchor which has a body formed from Zamac alloy. Nails are available in carbon or stainless steel. The anchor can be used in concrete, block, brick or stone.



MUSHROOM HEAD ZAMAC NAILIN - CARBON STEEL NAIL				
CAT. NO.	SIZE	DRILL DIA.	STD. BOX	STD. CTN.
2802	3/16" x 7/8"	3/16"	100	500
2806	1/4" x 3/4"	1/4"	100	500
2808	1/4" x 1"	1/4"	100	50
2814	1/4" x 1-1/4"	1/4"	100	500
2820	1/4" x 1-1/2"	1/4"	100	500
2826	1/4" x 2"	1/4"	100	500
2804	1/4" x 3"	1/4"	100	500

MASTER PACK				
CAT. NO.	SIZE	DRILL DIA.	STD. BOX	STD. CTN.
2803	3/16" x 7/8"	3/16"	1000	1000
2807	1/4" x 3/4"	1/4"	1000	1000
2809	1/4" x 1"	1/4"	1000	1000
2815	1/4" x 1-1/4"	1/4"	1000	1000
2821	1/4" x 1-1/2"	1/4"	1000	1000
2827	1/4" x 2"	1/4"	1000	1000
2805	1/4" x 3"	1/4"	1000	1000



FLAT HEAD ZAMAC NAILIN - CARBON STEEL NAIL				
CAT. NO.	SIZE	DRILL DIA.	STD. BOX	STD. CTN.
2836	1/4" x 1-1/2"	1/4"	100	500
2838	1/4" x 2"	1/4"	100	500



MUSHROOM HEAD ZAMAC NAILIN - STAINLESS STEEL NAIL				
CAT. NO.	SIZE	DRILL DIA.	STD. BOX	STD. CTN.
2858	1/4" x 1"	1/4"	100	500
2864	1/4" x 1-1/4"	1/4"	100	500
2870	1/4" x 1-1/2"	1/4"	100	500
2876	1/4" x 2"	1/4"	100	500

Nylon Nailin® Anchor

Plastic Drive Pin Type Anchor

BASE MATERIAL	Concrete, Block, Brick, Stone
SIZE RANGE	3/16" x 1" to 1/4" x 6"
ANCHOR MATERIAL	Engineered Nylon with Carbon or Stainless Steel Drive Pin

The Nylon Nailin is a pin drive anchor with a body formed from engineered nylon and nails available in carbon and stainless steel. The anchor can be used in concrete, block, brick or stone.



ROUND HEAD NYLON NAILIN - CARBON STEEL NAIL				
CAT. NO.	SIZE	DRILL DIA.	STD. BOX	STD. CTN.
2431	3/16" x 1"	3/16"	100	1000
2451	3/16" x 1-1/2"	3/16"	100	1000
2521	1/4" x 1"	1/4"	100	1000
2541	1/4" x 1-1/2"	1/4"	100	1000



FLAT HEAD NYLON NAILIN - CARBON STEEL NAIL				
CAT. NO.	SIZE	DRILL DIA.	STD. BOX	STD. CTN.
2542	1/4" x 1-1/2"	1/4"	100	1000
2562	1/4" x 2"	1/4"	100	1000



MUSHROOM HEAD NYLON NAILIN CARBON STEEL NAIL				
CAT. NO.	SIZE	DRILL DIA.	STD. BOX	STD. CTN.
2433	3/16" x 1"	3/16"	100	1000
2513	1/4" x 3/4"	1/4"	100	1000
2523	1/4" x 1"	1/4"	100	1000
2543	1/4" x 1-1/2"	1/4"	100	1000
2563	1/4" x 2"	1/4"	100	1000
2573	1/4" x 3"	1/4"	100	1000
2583	1/4" x 4"	1/4"	100	1000



MUSHROOM HEAD NYLON NAILIN STAINLESS STEEL NAIL				
CAT. NO.	SIZE	DRILL DIA.	STD. BOX	STD. CTN.
2528	1/4" x 1"	1/4"	100	1000
2548	1/4" x 1-1/2"	1/4"	100	1000



MUSHROOM HEAD BODIES ONLY				
CAT. NO.	SIZE	DRILL DIA.	STD. BOX	STD. CTN.
2574	1/4" x 3"	1/4"	2500	2500

	Page	Base Material							Anchor Diameter										Anchor Elements		Chemistry				Hole Condition		Code Recognition			
		Concrete	Lightweight Concrete	Grout-filled Concrete Masonry	Hollow Concrete Masonry	Solid Brick	Hollow Brick	Stone	Structural Clay/Tile	1/4"	3/8" (#3)	1/2" (#4)	5/8" (#5)	3/4" (#6)	7/8" (#7)	1" (#8)	1-1/4" (#10)	1-3/8"	1-1/2"	1-3/4"	2"	Coated/Plated Carbon Steel	Type 304 Stainless Steel	Epoxy	Ester Based Resin	Polyurethane		MS Polymer	Dry	Wet
Injection Adhesives	AC100+Gold	25	●	○	●	●	●	○	○	○	●	●	●	●	●	●	○	○	○	○	○			●				●	●	ICC-ES ESR-2582
	PE1000+	26	●	○	●	○	○	○	○	○	○	●	●	●	●	●	○	○	○	○	○			●				●	●	ICC-ES ESR-2583 LARR-25849
	Pure50+	26	●	○	○	○						●	●	●	●	●								●				●	●	ICC-ES ESR-3576
	Pure110+	30	●	○	●	●	●	●	○	○		●	●	●	●	●	●							●				●	●	ICC-ES ESR-3298
	AC50 Silver	28	●									●	●	●	●	●								●				●	●	
Glass Capsule Adhesives	Chem-Stud	28	●	○	●		○				●	●	●	●	●	●							●				●	○	Tested To ICC-ES AC 58	
	Hammer-Capsule	29	●	○	○		○				●	●	●	●	●	○						●	●	●			●	○	Tested To ICC-ES AC 58	
Anchor Hardware	Straight Cut Rod	30	●	●	●	●	●	●	●	●	●	●	●	●	●	●						●	●							
	Chisel Point Rod	29	●	○	○		○				●	●	●	●	●	●						●								
Expansion Foam	PowerFoam	31	●	●	●	●	●	●	●	●														●						
	TriggerFoam Pro	31	●	●	●	●	●	●	●	●															●					ICC-ES ESR-3263
Bonding Sealant	PowerStick	31	●	●	●	●	●	●	●																●		●	●		
Adhesive Sealant	PowerPatch	31	●	●																			●				●			

- Suitable
- May be Suitable




Mixing nozzle included with each cartridge
AC100+Gold®
Adhesive Anchoring System

CODE LISTED
ICC-ES ESR-2582
CRACKED CONCRETE


The AC100+Gold is a two-component vinylester adhesive anchoring system. The system includes injection adhesive in plastic cartridges, mixing nozzles, dispensing tools and hole cleaning equipment. The AC100+Gold is designed for bonding threaded rod and reinforcing bar hardware into drilled holes in concrete and masonry base materials.

AC100+GOLD CARTRIDGES				
CAT. NO.	DESCRIPTION	STD. BOX	STD. CTN.	PALLET
8478SD	10 fl. oz. Quik-Shot	12	36	648
8486SD	12 fl. oz. dual cartridge	-	12	540
8490SD	28 fl. oz. dual cartridge	-	8	240

One AC100+Gold mixing nozzle is packaged with each cartridge.
AC100+Gold mixing nozzles must be used to ensure complete and proper mixing of the adhesive.



CARTRIDGE SYSTEM MIXING NOZZLES			
CAT. NO.	DESCRIPTION	STD. BOX	STD. CTN.
08293	Extra mixing nozzle for AC100+Gold 10 oz. & 12 oz.	2	24
08294	Extra mixing nozzle (with 8" extension) for AC100+Gold 28 oz.	2	24
08281	Mixing nozzle extension, 8"	2	24
08297	Flex extension tubing for piston pump	1	12



DISPENSING TOOLS FOR INJECTION ADHESIVE			
CAT. NO.	DESCRIPTION	STD. BOX	STD. CTN.
08437	Manual caulking gun for Quik-Shot	1	12
08479	High performance caulking gun for Quik-Shot	1	12
08485	AC100+Gold 8 oz., 10 oz. & 12 oz. high performance manual tool	1	20
08494	AC100+Gold 28 oz. standard all-metal manual tool	1	-
08495	AC100+Gold 28 oz. high performance manual tool	1	-



PNEUMATIC INJECTION TOOL DELIVERY SYSTEM			
CAT. NO.	DESCRIPTION	STD. BOX	STD. CTN.
08496	28 oz. High Performance Pneumatic Tool	1	1



BATTERY INJECTION DISPENSING TOOL			
CAT. NO.	DESCRIPTION	STD. BOX	STD. CTN.
08444*	28 oz. High Performance Battery Tool	1	1

* Dispenses 12 cartridges at 70°F * Dispenses 6 cartridges at 30°F



HOLE CLEANING TOOLS & ACCESSORIES			
CAT. NO.	DESCRIPTION	LENGTH INCHES	STD. PKG.
08284	Wire brush for 7/16" ANSI hole (3/8" rod or #3 rebar)	6-3/4"	1
08285	Wire brush for 9/16" ANSI hole (1/2" rod or #4 rebar)	6-3/4"	1
08275	Wire brush for 5/8" ANSI hole (5/8" rod or #4 rebar)	6-3/4"	1
08286	Wire brush for 11/16" ANSI hole (5/8" rod or #5 rebar)	7-7/8"	1
08278	Wire brush for 3/4" ANSI hole (5/8" rod or #5 rebar)	7-7/8"	1
08287	Wire brush for 7/8" ANSI hole (3/4" rod or #6 rebar)	7-7/8"	1
08288	Wire brush for 1" ANSI hole (7/8" rod or #7 rebar)	11-7/8"	1
08289	Wire brush for 1-1/8" ANSI hole (1" rod or #8 rebar)	11-7/8"	1
08290	Wire brush for 1-3/8" ANSI hole (1-1/4" rod or #9 rebar)	11-7/8"	1
08291	Wire brush for 1-1/2" ANSI hole (#10 rebar)	11-7/8"	1
08283	SDS-plus adapter for steel brushes		1
08296	Standard drill adapter for steel brushes (e.g. Jacobs Chuck)		1
08282	Steel brush extension, 12"		1
08280	Hand pump/dust blower (25 fl. oz. cylinder volume)		1
08292	Air compressor nozzle with extension		1
08465	Adjustable torque wrench with 1/2 square drive (10 to 150 ft.-lbs.)		1
08466	Adjustable torque wrench with 1/2 square drive (25 to 250 ft.-lbs.)		1
52073	Adhesive cleaning kit, includes 4 wire brushes (08284, 08285, 08286, 08287), steel brush extension (08282), SDS-Pus adapter (08283), standard drill adapter (08296), hand pump/dust blower (08280), gloves and safety glasses		1



Mixing nozzle included with each cartridge

CODE LISTED
ICC-ES ESR-2583

PE1000+®
Adhesive Anchoring System

The PE1000+ is a two-component, high strength epoxy adhesive anchoring system. The system includes injection adhesive in plastic cartridges, mixing nozzles, dispensing tools and hole cleaning equipment. The PE1000+ is designed for bonding threaded rod and reinforcing bar hardware into drilled holes in solid concrete base materials.

PE1000+ CARTRIDGES			
CAT. NO.	DESCRIPTION	STD. BOX	STD. CTN.
0500SD	13 fl. oz. dual cartridge	12	
0502SD	20 fl. oz. dual cartridge	12	

One PE1000+ mixing nozzle is packaged with each cartridge.
PE1000+ mixing nozzles must be used to ensure complete and proper mixing of the adhesive.



CARTRIDGE SYSTEM MIXING NOZZLES			
CAT. NO.	DESCRIPTION	STD. PKG.	STD. CTN.
08294	Extra mixing nozzle (with an 8" extension) for PE1000+	2	24
08281	Mixing nozzle extension, 8"	2	24
08297	Flex extension tubing for piston plug	1	12



PE1000+ DISPENSING TOOLS			
CAT. NO.	DESCRIPTION	STD. BOX	STD. CTN.
8279SD	13 oz. + 20 oz. PE1000+ battery tool	1	12
08298	13 oz. + 20 oz. PE1000+ heavy duty dispensing tool	1	5
8497SD	13 oz. + 20 oz. PE1000+ pneumatic dispensing tool	1	-
08277	Battery for 8279SD	1	-



HOLE CLEANING TOOLS & ACCESSORIES			
CAT. NO.	DESCRIPTION	LENGTH INCHES	STD. PKG.
08284	Wire brush for 7/16" ANSI hole (3/8" rod or #3 rebar)	6-3/4"	1
08285	Wire brush for 9/16" ANSI hole (1/2" rod or #4 rebar)	6-3/4"	1
08275	Wire brush for 5/8" ANSI hole (5/8" rod or #4 rebar)	6-3/4"	1
08286	Wire brush for 11/16" ANSI hole (5/8" rod or #5 rebar)	7-7/8"	1
08278	Wire brush for 3/4" ANSI hole (5/8" rod or #5 rebar)	7-7/8"	1
08287	Wire brush for 7/8" ANSI hole (3/4" rod or #6 rebar)	7-7/8"	1
08288	Wire brush for 1" ANSI hole (7/8" rod or #7 rebar)	11-7/8"	1
08289	Wire brush for 1-1/8" ANSI hole (1" rod or #8 rebar)	11-7/8"	1
08290	Wire brush for 1-3/8" ANSI hole (1-1/4" rod or #9 rebar)	11-7/8"	1
08291	Wire brush for 1-1/2" ANSI hole (#10 rebar)	11-7/8"	1
08283	SDS-plus adapter for steel brushes		1
08296	Standard drill adapter for steel brushes (e.g. Jacobs Chuck)		1
08282	Steel brush extension, 12"		1
08280	Hand pump/dust blower (25 fl. oz. cylinder volume)		1
08292	Air compressor nozzle with extension		1
08465	Adjustable torque wrench with 1/2 square drive (10 to 150 ft.-lbs.)		1
08466	Adjustable torque wrench with 1/2 square drive (25 to 250 ft.-lbs.)		1
52073	Adhesive cleaning kit, includes 4 wire brushes (08284, 08285, 08286, 08287), steel brush extension (08282), SDS-Pus adapter (08283), standard drill adapter (08296), hand pump/dust blower (08280), gloves and safety glasses		1



CODE LISTED
ICC-ES ESR-3576
CRACKED CONCRETE

Pure50+™

Pure50+ is a two-component adhesive anchoring system. The system includes injection adhesive in plastic cartridges, mixing nozzles, dispensing tools and hole cleaning equipment. Pure50+ is designed for bonding threaded rod & reinforcing bar hardware into drilled holes in solid concrete base materials.

PURE50+ CARTRIDGES			
CAT. NO.	DESCRIPTION	STD. BOX	PALLET
08600	9 fl. oz. Quik-Shot cartridge	12	432
08605	21 fl. oz. cartridge	12	540
08651	51 fl. oz. cartridge	8	216

One Pure50+ mixing nozzle is packaged with each cartridge. Pure50+ mixing nozzles must be used to ensure complete and proper mixing of the adhesive.



CARTRIDGE SYSTEM MIXING NOZZLES

CAT. NO.	DESCRIPTION	STD. PKG.	STD. CTN.
08294	Extra mixing nozzle (with an 8" extension) for Pure50+	2	24
08281	Mixing nozzle extension, 8" minimum	2	24
08297	Flex extension tubing for piston plug	1	12



08409

08421

08437



08438

08442

08479

DISPENSING TOOLS FOR INJECTION ADHESIVE

CAT. NO.	DESCRIPTION	STD. BOX	STD. CTN.
08409	21 fl. oz. Standard all-metal manual tool	1	10
08421	21 fl. oz. High performance manual caulking gun	1	10
08437	Manual caulking gun for Quik-Shot	1	12
08438	51 fl. oz. Pneumatic tool	1	-
08442	21 fl. oz. Battery powered tool (cordless)	1	-
08459	21 fl. oz. Pneumatic tool	1	-
08479	High performance caulking gun for Quik-Shot	1	12



08284

08285

08286

08287

08288

08289

08290

08283

08296

08292

08282

08465



8280



52073

HOLE CLEANING TOOLS & ACCESSORIES

CAT. NO.	DESCRIPTION	LENGTH INCHES	STD. PKG.
08284	Wire brush for 7/16" ANSI hole (3/8" rod or #3 rebar)	6-3/4"	1
08285	Wire brush for 9/16" ANSI hole (1/2" rod or #4 rebar)	6-3/4"	1
08275	Wire brush for 5/8" ANSI hole (5/8" rod or #4 rebar)	6-3/4"	1
08286	Wire brush for 11/16" ANSI hole (5/8" rod or #5 rebar)	7-7/8"	1
08278	Wire brush for 3/4" ANSI hole (5/8" rod or #5 rebar)	7-7/8"	1
08287	Wire brush for 7/8" ANSI hole (3/4" rod or #6 rebar)	7-7/8"	1
08288	Wire brush for 1" ANSI hole (7/8" rod or #7 rebar)	11-7/8"	1
08289	Wire brush for 1-1/8" ANSI hole (1" rod or #8 rebar)	11-7/8"	1
08290	Wire brush for 1-3/8" ANSI hole (1-1/4" rod or #9 rebar)	11-7/8"	1
08291	Wire brush for 1-1/2" ANSI hole (#10 rebar)	11-7/8"	1
08283	SDS-plus adapter for steel brushes		1
08296	Standard drill adapter for steel brushes (e.g. Jacobs Chuck)		1
08282	Steel brush extension, 12"		1
08280	Hand pump/dust blower (25 fl. oz. cylinder volume)		1
08292	Air compressor nozzle with extension		1
08465	Adjustable torque wrench with 1/2 square drive (10 to 150 ft.-lbs.)		1
08466	Adjustable torque wrench with 1/2 square drive (25 to 250 ft.-lbs.)		1
52073	Adhesive cleaning kit, includes 4 wire brushes (08284, 08285, 08286, 08287), steel brush extension (08282), SDS-Plus adapter (08283), standard drill adapter (08296), hand pump/dust blower (08280), gloves and safety glasses		1



CODE LISTED
ICC-ES ESR-3298
CRACKED CONCRETE

Pure110+™
Adhesive Anchoring System

Pure110+ is a two-component epoxy adhesive anchoring system. The system includes injection adhesive in plastic cartridges, mixing nozzles, dispensing tools and hole cleaning equipment. Pure110+ is designed for bonding threaded rod and reinforcing bar hardware into drilled holes in solid concrete base materials. Now also available in easy-to-dispense 3:1 mix ratio formula.

PURE50+ CARTRIDGES

CAT. NO.	DESCRIPTION	STD. BOX	PALLET
08310SD	9 fl. oz. Quik-Shot cartridge 1:1 mix ratio formula	12	432
08321SD	21 fl. oz. dual cartridge 1:1 mix ratio formula	12	540
08313SD	13 fl. oz. 3:1 mix ratio formula	12	540
08310D	20 fl. oz. 3:1 mix ratio formula	12	540

One Pure110+ mixing nozzle is packaged with each cartridge. Pure110+ mixing nozzles must be used to ensure complete and proper mixing of the adhesive.



CARTRIDGE SYSTEM MIXING NOZZLES

CAT. NO.	DESCRIPTION	STD. PACK	STD. CTN.
08294	Extra mixing nozzle (w/8" extension) for Pure110+ Quik-Shot	2	24
08281	Mixing nozzle extension, 8" minimum	2	24
08609	Extra high flow mixing nozzle (w/8" extension) for Pure110+ dual cartridge	2	24
08297	Flex extension tubing for piston plug	1	12



08409

08421

08442



08413

08437

08479



08298

08279SD

08479SD

DISPENSING TOOLS FOR INJECTION ADHESIVE

CAT. NO.	DESCRIPTION	STD. BOX	STD. CTN.
08409	21 fl. oz. Standard all-metal manual tool	1	10
08421	21 fl. oz. High performance manual tool	1	10
08437	Manual caulking gun for Quik-Shot	1	12
08438	51 fl. oz. Pneumatic tool	1	-
08442	21 fl. oz. Battery powered tool (cordless)	1	-
08479	High performance caulking gun for Quik-Shot	1	12
08298	13 + 20 fl. oz. 3:1 mix ratio manual tool	1	6
08279SD	13 + 20 fl. oz. 3:1 mix ratio battery powered tool	1	-
08497SD	13 + 20 fl. oz. 3:1 mix ratio pneumatic tool	1	6



HOLE CLEANING TOOLS & ACCESSORIES			
CAT. NO.	DESCRIPTION	LENGTH INCHES	STD. PKG.
08284	Wire brush for 7/16" ANSI hole (3/8" rod or #3 rebar)	6-3/4"	1
08285	Wire brush for 9/16" ANSI hole (1/2" rod or #4 rebar)	6-3/4"	1
08275	Wire brush for 5/8" ANSI hole (5/8" rod or #4 rebar)	6-3/4"	1
08286	Wire brush for 11/16" ANSI hole (5/8" rod or #5 rebar)	7-7/8"	1
08278	Wire brush for 3/4" ANSI hole (5/8" rod or #5 rebar)	7-7/8"	1
08287	Wire brush for 7/8" ANSI hole (3/4" rod or #6 rebar)	7-7/8"	1
08288	Wire brush for 1" ANSI hole (7/8" rod or #7 rebar)	11-7/8"	1
08289	Wire brush for 1-1/8" ANSI hole (1" rod or #8 rebar)	11-7/8"	1
08290	Wire brush for 1-3/8" ANSI hole (1-1/4" rod or #9 rebar)	11-7/8"	1
08291	Wire brush for 1-1/2" ANSI hole (#10 rebar)	11-7/8"	1
08283	SDS-plus adapter for steel brushes		1
08296	Standard drill adapter for steel brushes (e.g. Jacobs Chuck)		1
08282	Steel brush extension, 12"		1
08280	Hand pump/dust blower (25 fl. oz. cylinder volume)		1
08292	Air compressor nozzle with extension		1
08465	Adjustable torque wrench with 1/2 square drive (10 to 150 ft.-lbs.)		1
08466	Adjustable torque wrench with 1/2 square drive (25 to 250 ft.-lbs.)		1
52073	Adhesive cleaning kit, includes 4 wire brushes (08284, 08285, 08286, 08287), steel brush extension (08282), SDS-Plus adapter (08283), standard drill adapter (08296), hand pump/dust blower (08280), gloves and safety glasses		1



AC50 Silver™
Adhesive Anchoring System

**TESTED TO
ICC-ES AC58**


AC50 Silver is a two-component vinyl ester adhesive anchoring system. The system includes injection adhesive in plastic cartridges, mixing nozzles, dispensing tools and hole cleaning equipment. AC50 Silver is designed for bonding threaded rod and reinforcing bar hardware into drilled holes in solid concrete base materials.

AC50 SILVER CARTRIDGES			
CAT. NO.	DESCRIPTION	STD. BOX	PALLET
08497	28 fl. oz. cartridge	8	400

One AC50 Silver mixing nozzle is packaged with each cartridge. AC50 Silver mixing nozzles must be used to ensure complete and proper mixing of the adhesive



CARTRIDGE SYSTEM MIXING NOZZLES			
CAT. NO.	DESCRIPTION	STD. PKG.	STD. CTN.
08294	Extra mixing nozzle (with an 8" extension) for AC50 Silver	2	24
08281	Mixing nozzle extension, 8" minimum	2	24
08297	Flex extension tubing for piston plug	1	12



DISPENSING TOOLS FOR INJECTION ADHESIVE			
CAT. NO.	DESCRIPTION	STD. BOX	STD. CTN.
08494	28 fl. oz. Standard all-metal manual tool	1	10
08495	28 fl. oz. High performance manual tool	1	10
08444	28 fl. oz. Battery powered tool (cordless)	1	-
08496	28 fl. oz. Pneumatic tool	1	-



HOLE CLEANING TOOLS & ACCESSORIES			
CAT. NO.	DESCRIPTION	LENGTH INCHES	STD. PKG.
08284	Wire brush for 7/16" ANSI hole (3/8" rod or #3 rebar)	6-3/4"	1
08285	Wire brush for 9/16" ANSI hole (1/2" rod or #4 rebar)	6-3/4"	1
08275	Wire brush for 5/8" ANSI hole (5/8" rod or #4 rebar)	6-3/4"	1
08286	Wire brush for 11/16" ANSI hole (5/8" rod or #5 rebar)	7-7/8"	1
08278	Wire brush for 3/4" ANSI hole (5/8" rod or #5 rebar)	7-7/8"	1
08287	Wire brush for 7/8" ANSI hole (3/4" rod or #6 rebar)	7-7/8"	1
08288	Wire brush for 1" ANSI hole (7/8" rod or #7 rebar)	11-7/8"	1
08289	Wire brush for 1-1/8" ANSI hole (1" rod or #8 rebar)	11-7/8"	1
08290	Wire brush for 1-3/8" ANSI hole (1-1/4" rod or #9 rebar)	11-7/8"	1
08291	Wire brush for 1-1/2" ANSI hole (#10 rebar)	11-7/8"	1
08283	SDS-plus adapter for steel brushes		1
08296	Standard drill adapter for steel brushes (e.g. Jacobs Chuck)		1
08282	Steel brush extension, 12"		1
08280	Hand pump/dust blower (25 fl. oz. cylinder volume)		1
08292	Air compressor nozzle with extension		1
08465	Adjustable torque wrench with 1/2 square drive (10 to 150 ft.-lbs.)		1
08466	Adjustable torque wrench with 1/2 square drive (25 to 250 ft.-lbs.)		1
52073	Adhesive cleaning kit, includes 4 wire brushes (08284, 08285, 08286, 08287), steel brush extension (08282), SDS-Plus adapter (08283), standard drill adapter (08296), hand pump/dust blower (08280), gloves and safety glasses		1




Chem-Stud®
Spin-In Type Capsule Adhesive

**TESTED TO
ICC-ES AC58**

The Chem-Stud Anchor System consists of self contained two-part glass capsules and matching chisel pointed anchor rods which are installed using a rotary hammer drill and rod adapters. The Chem-Stud adhesive is an ester based resin material packaged in a single use glass capsules designed for installation of 3/8" through 1-1/2" threaded rods in solid concrete and masonry materials. It can also be used with chisel pointed reinforcing bars.

CHEM-STUD CAPSULES					
CAT. NO.	ROD SIZE	DRILL DIA.	LENGTH	STD. BOX	STD. CTN.
6502	3/8"	7/16"	3-1/2"	10	500
6503	1/2"	9/16"	4-1/4"	10	200
6504	5/8"	11/16"	5"	10	200
6505	3/4"	7/8"	6-5/8"	5	50
6506	7/8"	1"	7"	5	50
6507	1"	1-1/8"	8-1/4"	5	50
6508	1-1/4"	1-1/2"	10-1/4"	5	25



Carbon steel rods are zinc plated according to ASTM B 633. A307 Standard Carbon Steel, Zinc Plated (ASTM B 633)

CHEM-STUD CHISEL-POINTED ANCHOR RODS

CAT. NO.	SIZE	DRILL DIA.	MIN. DEPTH	STD. BOX	STD. CTN.
6513	1/2" x 6-1/2"	9/16"	4-1/4"	10	50
6514	5/8" x 7-1/2"	11/16"	5"	10	40
6515	3/4" x 9-5/8"	7/8"	6-5/8"	10	40
6517	1" x 12"	1-1/8"	8-1/4"	10	10
6518*	1-1/4" x 15"	1-1/2"	10-1/4"	5	5

* Discontinued item once current stock exhausted.

Chem-Stud® Installation Tools

Chem-Stud installation tools consist of a drive adapter which is designed to fit the rotary hammer drill used and a coupler to hold either threaded rods or reinforcing bars. The tools for threaded rod and reinforcing bars are different and can not be interchanged.

Threaded Rod Installation Tools



COUPLERS FOR THREADED ROD

CAT. NO.	SIZE	STD. BOX	STD. CTN.
6562	3/8"	1	10
6563	1/2"	1	10
6564	5/8"	1	10
6565	3/4"	1	5
6566	7/8"	1	5
6567	1"	1	5
6568	1-1/4"	1	5



DRIVERS FOR THREADED ROD COUPLERS - HEX

CAT. NO.	HEX SIZE	FITS COUPLER SIZE	STD. BOX	STD. CTN.
6570	1/4"	3/8" to 5/8"	1	10
6572	3/8"	3/4" to 1-1/4"	1	10



DRIVERS FOR THREADED ROD COUPLERS - SDS-PLUS

CAT. NO.	HEX SIZE	FITS COUPLER SIZE	STD. BOX	STD. CTN.
6574	1/4"	3/8" to 5/8"	1	10
6576	3/8"	3/4" to 1-1/4"	1	10



DRIVERS FOR THREADED ROD COUPLERS - SPLINE

CAT. NO.	HEX SIZE	FITS COUPLER SIZE	STD. BOX	STD. CTN.
6580	1/4"	3/8" to 5/8"	1	10
6582	3/8"	3/4" to 1-1/4"	1	10



DRIVERS FOR THREADED ROD COUPLERS - SDS-MAX

CAT. NO.	HEX SIZE	FITS COUPLER SIZE	STD. BOX	STD. CTN.
6559	1/4"	3/8" to 5/8"	1	10
6561	3/8"	3/4" to 1-1/4"	1	10

Reinforcing Bar Installation Tools



CHEM-STUD REBAR COUPLERS AND DRIVERS

CAT. NO.	SIZE	STD. BOX	STD. CTN.
6533	#3 Coupler	1	10
6534	#4 Coupler	1	5
6536	#6 Coupler	1	10
6537	#7 Coupler	1	10
6538	#8 Coupler	1	10
6539	#9 Coupler	1	10
6540	#10 Coupler	1	1
6590	Spline Driver Extension	1	1
6596	SDS-Max Driver Extension	1	1



INTERNALLY THREADED INSERT TOOLS*

CAT. NO.	SIZE	STD. BOX	STD. CTN.
6862	3/8"	1	1
6863	1/2"	1	1
6864	5/8"	1	1
6865	3/4"	1	1

*Use with drivers for threaded rod.



Hammer-Capsule®

Drive-In Type Capsule Adhesive

TESTED TO
ICC-ES AC508

The Hammer-Capsule System consists of a self contained, single use, two-part glass capsule into which threaded anchor rod or reinforcing bars can be directly driven without the need for a chisel point or spinning action. It is designed for use in the installation of 3/8" through 1" diameter threaded rod in solid concrete and masonry materials. It can also be used to install reinforcing bars.

HAMMER-CAPSULE SELECTION GUIDE

CAT. NO.	SIZE	DRILL DIA.	CAPSULE LENGTH	STD. BOX	STD. CTN.
6702	3/8"	7/16"	3-1/2"	10	500
6703	1/2"	9/16"	4-1/4"	10	200
6704	5/8"	11/16"	5"	10	100
6705	3/4"	7/8"	6-5/8"	5	50
6706	7/8"	1"	7"	5	50
6707	1"	1-1/8"	8-1/4"	5	50

Adhesive Installation Accessories

Adhesive installation accessories are designed to provide a dispenser or mixing nozzle extension when required and to aid in the preparation of the anchor hole.



ACCESSORIES

CAT. NO.	DESCRIPTION	STD. BAG
8280	Blow Out Pump	1
7931	1/2" X 8-1/2" Nylon Brush	1
7932	3/4" X 8-1/2" Nylon Brush	1
7933	1" X 12" Nylon Brush	1
7934	1-1/4" X 13" Nylon Brush	1
7935	1-1/2" X 13-1/2" Nylon Brush	1

Anchor Seal Plugs help retain the adhesive in the anchor hole and hold the anchor rod centered in the hole until the adhesive sets. The plugs are described by the anchor rod diameter they are used with.



ANCHOR SEAL PLUGS				
CAT. NO.	DESCRIPTION	PLUG DEPTH	HOLE SIZE	STD. BAG
7936	3/8" Anchor Seal Plug	3/8"	7/16"	25
7937	1/2" Anchor Seal Plug	1/2"	9/16"	25

For additional sizes call for availability.



ADHESIVE PISTONS					
CAT. NO.	DESCRIPTION	ANSI DRILL DIA.	ROD SIZE	STD. BAG	STD. CTN.
08302	9/16" Plug	9/16"	1/2" / #4	10	100
08258	11/16" Plug	11/16"	5/8" / #5	10	100
08259	3/4" Plug	3/4"	5/8" / #5	10	100
08300	7/8" Plug	7/8"	#6 - 3/4"	10	100
08301	1" Plug	1"	#7 - 7/8"	10	100
08303	1-1/8" Plug	1-1/8" Plug	#8 - 1"	10	100
08305	1-3/8" Plug	1-3/8" Plug	#9 - 1-1/4"	10	100
08309	1-1/2" Plug	1-1/2" Plug	#10	10	100



Screen tubes are made from a 300 series stainless steel. The nominal diameter of the screen listed indicates the matching rod diameter.

STAINLESS STEEL SCREEN TUBES				
CAT. NO.	DESCRIPTION	DRILL DIA.	STD. CTN.	
7960	1/4" x 2" Screen Tube	3/8"	25	
7862	1/4" x 6" Screen Tube †	3/8"	25	
7864	1/4" x 8" Screen Tube †	3/8"	25	
7866*	1/4" x 10" Screen Tube †	3/8"	25	
7856	3/8" x 2" Screen Tube	1/2"	25	
7961	3/8" x 3-1/2" Screen Tube †	1/2"	25	
7962	3/8" x 6" Screen Tube †	1/2"	25	
7963	3/8" x 8" Screen Tube †	1/2"	25	
7964	3/8" x 10" Screen Tube †	1/2"	25	
7959	3/8" x 12" Screen Tube †	1/2"	25	
7857	1/2" x 2" Screen Tube	5/8"	25	
7965	1/2" x 3-1/2" Screen Tube	5/8"	25	
7966	1/2" x 6" Screen Tube	5/8"	25	
7967	1/2" x 8" Screen Tube †	5/8"	25	
7968	1/2" x 10" Screen Tube †	5/8"	25	
7858	5/8" x 2" Screen Tube	3/4"	25	
7969	5/8" x 4-1/2" Screen Tube	3/4"	20	
7970	5/8" x 6" Screen Tube	3/4"	20	
7971	5/8" x 8" Screen Tube †	3/4"	20	
7972	5/8" x 10" Screen Tube †	3/4"	20	
7859	3/4" x 2" Screen Tube	7/8"	25	
7973	3/4" x 6" Screen Tube	7/8"	10	
7977	3/4" x 8" Screen Tube	7/8"	10	
7974	3/4" x 10" Screen Tube	7/8"	107	
7975	3/4" x 13" Screen Tube	7/8"	10	
7860	7/8" x 2" Screen Tube	1"	25	
7855	15/16" x 2" Screen Tube	1"	25	
7865	15/16" x 8" Screen Tube	1"	10	
7867	15/16" x 13" Screen Tube	1"	10	
7869	15/16" x 17" Screen Tube †	1"	10	
7955	Adhesive Shear Tube (steel sleeve)	-	10	

* Discontinued item once current stock exhausted. † Includes extension tubing




The nominal diameter of the screen listed indicate the matching rod diameter. Note: hole size required for plastic screen tubes are different than that for the stainless steel tubes.

PLASTIC SCREEN TUBES				
CAT. NO.	DESCRIPTION	DRILL DIA.	STD. BOX	
8470	1/4" x 1-3/4" Screen Tube	1/2"	25	
8473	3/8" x 2-3/4" Screen Tube	9/16"	25	
8310	3/8" x 3-1/2" Screen Tube	9/16"	25	
8311	3/8" x 6" Screen Tube	9/16"	25	
8313	3/8" x 8" Screen Tube	9/16"	25	
8315	1/2" x 3-1/2" Screen Tube	3/4"	25	
8317	1/2" x 6" Screen Tube	3/4"	25	
8321	5/8" x 6" Screen Tube	7/8"	25	
8323	3/4" x 6" Screen Tube	1"	10	



HOLE CLEANING TOOLS & ACCESSORIES				
CAT. NO.	DESCRIPTION	LENGTH INCHES	STD. PKG.	
08284	Wire brush for 7/16" ANSI hole (3/8" rod or #3 rebar)	6-3/4"	1	
08285	Wire brush for 9/16" ANSI hole (1/2" rod or #4 rebar)	6-3/4"	1	
08275	Wire brush for 5/8" ANSI hole (5/8" rod or #4 rebar)	6-3/4"	1	
08286	Wire brush for 11/16" ANSI hole (5/8" rod or #5 rebar)	7-7/8"	1	
08278	Wire brush for 3/4" ANSI hole (5/8" rod or #5 rebar)	7-7/8"	1	
08287	Wire brush for 7/8" ANSI hole (3/4" rod or #6 rebar)	7-7/8"	1	
08288	Wire brush for 1" ANSI hole (7/8" rod or #7 rebar)	11-7/8"	1	
08289	Wire brush for 1-1/8" ANSI hole (1" rod or #8 rebar)	11-7/8"	1	
08290	Wire brush for 1-3/8" ANSI hole (1-1/4" rod or #9 rebar)	11-7/8"	1	
08291	Wire brush for 1-1/2" ANSI hole (#10 rebar)	11-7/8"	1	
08283	SDS-plus adapter for steel brushes		1	
08296	Standard drill adapter for steel brushes (e.g. Jacobs Chuck)		1	
08282	Steel brush extension, 12"		1	
08280	Hand pump/dust blower (25 fl. oz. cylinder volume)		1	
08292	Air compressor nozzle with extension		1	
08465	Adjustable torque wrench with 1/2 square drive (10 to 150 ft.-lbs.)		1	
08466	Adjustable torque wrench with 1/2 square drive (25 to 250 ft.-lbs.)		1	
52073	Adhesive cleaning kit, includes 4 wire brushes (08284, 08285, 08286, 08287), steel brush extension (08282), SDS-Plus adapter (08283), standard drill adapter (08296), hand pump/dust blower (08280), gloves and safety glasses		1	



Straight cut rod is provided in A307 Threaded Anchor rod, zinc plated (ASTM B 633, clear chromate); includes nuts & washers.

STRAIGHT CUT THREADED ROD			
CAT. NO.	DESCRIPTION	STD. CTN.	
7980	1/4" x 3" Anchor Rod	25	
7985	1/2" x 5-1/2" Anchor Rod	25	
7986	1/2" x 8" Anchor Rod	25	
7989	5/8" x 6-1/2" Anchor Rod	20	

CAT. NO.	DESCRIPTION	STD. CTN.
7990	5/8" x 8" Anchor Rod	20
7993	3/4" x 9" Anchor Rod	10
7994	3/4" x 12" Anchor Rod	10

Rod is pre-bent at a 22-1/2 degree angle and includes nuts and washers.

BENT THREADED ROD (22-1/2°)		
CAT. NO.	DESCRIPTION	STD. CTN.
7957*	3/4" x 21" 22-1/2° Bent Rod	10

* Discontinued item once current stock exhausted.



PowerFoam™

Expanding Polyurethane Foam

BASE MATERIAL	Concrete, Masonry, Wood, Metal
SIZE RANGE	12 oz. & 29 oz.
MATERIAL	Polyurethane

PowerFoam is a one-part polyurethane expanding foam that sets and cures into its final form by reacting to moisture and humidity present in the air. PowerFoam's exceptional ability to bond allows it to be applied to various building elements including the surfaces of concrete, brick, block, wood, steel, aluminum and other miscellaneous metals. As it is being dispensed, PowerFoam has a neutral odor. Cured foam is standard yellow.

POWERFOAM				
CAT. NO.	DESCRIPTION	STD. BOX	STD. CTN.	STD. PALLET
08130N	PowerFoam 12 oz.	12	12	1152
08132N	PowerFoam 29 oz.	12	12	612



TESTED TO
ICC-ES AC58

CODE LISTED
ICC-ES ESR-3263
FIREBLOCK

TriggerFoam™ Pro

Expanding Polyurethane Foam

BASE MATERIAL	Concrete, Masonry, Wood, Metal
SIZE RANGE	29 oz.
MATERIAL	Polyurethane

TriggerFoam Pro formulas are a professional, gun applied, normal expansion polyurethane foam sealant with an extended temperature range which allows for use at temperatures as low as 23° F (-5°C). It is designed to seal gaps, insulate, and deaden sound. Recommended for use in heating and air conditioning, electrical and plumbing applications.

TRIGGERFOAM PRO		
CAT. NO.	DESCRIPTION	STD. CTN.
08136N	TriggerFoam Pro Standard Formula	12
08133P	TriggerFoam Pro Fire Block Formula	12
08134P	TriggerFoam Pro Window & Door Formula	12
08135P	TriggerFoam Pro All Season Formula	12



TRIGGERFOAM TOOLS & ACCESSORIES				
CAT. NO.	DESCRIPTION	STD. BOX	STD. CTN.	
08126	TriggerFoam Pro 20" dispensing tool (not shown)	1	10	
08128	TriggerFoam Pro deluxe metal gun	1	10	
08139	TriggerFoam Pro plastic gun	1	10	
08147	TriggerFoam Pro Cleaner 17 fl. oz.	6	-	

* Discontinued item once current stock exhausted.



PowerStick™

Adhesive Sealant

BASE MATERIAL	Concrete, Masonry, Metals, Wood, Plastics
SIZE RANGE	10 oz. tubes
MATERIAL	MS Polymer Chemistry

PowerStick is a one-component universal adhesive/sealant based on proprietary MS Polymer chemistry. PowerStick is the first professional grade product on the market that delivers high bond strength and superior flexibility.

POWERSTICK					
CAT. NO.	SIZE	COLOR	DISPENSER	STD. BOX	STD. CTN.
8166N	10 oz.	White	Caulk Gun	12	12
8168N	10 oz.	Gray	Caulk Gun	12	12



CAULKING GUNS FOR POWERSTICK				
CAT. NO.	DESCRIPTION	STD. BOX	STD. CTN.	
8437	Manual Caulking Gun	1	12	
8479	High Performance Manual Tool	1	1	



PowerPatch Kit™

Adhesive Sealant

BASE MATERIAL	Concrete
SIZE RANGE	5 Gallon Bucket

PowerPatch is a rapid setting, 100% solids, high strength, all temperature spall repair and patching material. PowerPatch uses a unique hybridized epoxy urethane system and an engineered aggregate blend for superior performance in all conditions, including high traffic areas.

CAT. NO.	SIZE	COLOR	STD. BOX	STD. CTN.
8350	5 Gallon Bucket	Dark Gray	1	-

Wall-Dog®
Universal Light-Duty Anchor

BASE MATERIAL
Wallboard (1/2", 5/8" & double wallboard), Plywood, Concrete, Hollow or Grout Filled Block, Brick, Plaster, Wood and Masonry

SIZE RANGE
3/16" Diameter x 2-1/2" Length max.

ANCHOR MATERIAL
Case Hardened Carbon Steel



Powers Wall-Dog is the industry's first all steel one-piece screw anchor, which features high-profile threads for easy fastening into wallboard and other masonry base materials. Its deep cutting, corkscrew-like threads provide for smooth entry and a strong hold, and when removed the Wall-Dog leaves a much smaller hole than toggles or other systems. For fastening into wallboard or wood, no pre-drilling is required. Fastening into concrete, hollow or grout filled block, brick and plaster requires a pre-drilled 3/16" ANSI hole.

Features and Benefits

- Installs in wallboard, plywood, concrete, hollow or grout filled block, brick and plaster
- Patented design provides for smooth entry, clean cutting and a strong hold
- Thread design prevents spinning and stripping
- Heat treated point can penetrate metal and wood studs
- Various head styles and colors available
- Self-drills in wallboard and in plywood
- Installs quickly and easily with a Phillips® screwdriver



WALL-DOG LIGHT DUTY ANCHOR - COMBO HWH					
CAT. NO.	DESCRIPTION	STD. BOX	STD. CTN.	MASTER CTN.	
2265	1-1/4" Combo HWH Zinc			5000	
2271	1-1/4" Combo HWH Zinc	100	1000	N/A	



WALL-DOG LIGHT DUTY ANCHOR - WAFER HEAD					
CAT. NO.	DESCRIPTION	STD. BOX	STD. CTN.	MASTER CTN.	
2277	1/4" x 1-1/2" White Wafer Head	100	500	N/A	
2278	1/4" x 2" White Wafer Head	100	500	N/A	
2279	1/4" x 2-1/4" White Wafer Head	100	500	N/A	
2280	1/4" x 2-1/2" White Wafer Head	100	500	N/A	

Phillips® is a registered trademark of Phillips Consumer Electronics Corporation.



WALL-DOG LIGHT DUTY ANCHOR - ROBERTSON HEAD					
CAT. NO.	DESCRIPTION	STD. BOX	STD. CTN.	MASTER CTN.	
2281	1-1/4" Zinc Robertson Head			5000	
2266	1-1/4" Zinc Robertson Head	100	1000	N/A	



WALL-DOG LIGHT DUTY ANCHOR - OVAL HEAD					
CAT. NO.	DESCRIPTION	STD. BOX	STD. CTN.	MASTER CTN.	
2314	1-1/4" Zinc Oval Head	100	1000	N/A	
2328	1-1/4" White Oval Head	100	1000	N/A	
2288	1-1/4" Black Oval Head	100	500	N/A	
2292	1-1/4" Brass Oval Head	100	500	N/A	

WALL-DOG LIGHT DUTY ANCHOR - PAN HEAD					
CAT. NO.	DESCRIPTION	STD. BOX	STD. CTN.	MASTER CTN.	
2316	1-1/4" Zinc Pan Head	100	1000	N/A	
2330	1-1/4" White Pan Head	100	1000	N/A	
2273	1-1/2" White Pan Head	100	600	N/A	
2274	1-1/2" Bronze Pan Head	100	600	N/A	
2275	1-1/2" Zinc Pan Head	100	600	N/A	
2276	1-1/2" Black Phosphate Pan Head	100	600	N/A	
2286	1-1/4" Black Pan Head	100	500	N/A	
2294	1-1/4" Brass Pan Head	100	500	N/A	



WALL-DOG KIT (SCREWDRIVER)			
PACKAGED WITH 50 ZINC PANHEAD ANCHORS AND 1 PHILLIPS® SCREWDRIVER			
CAT. NO.	DESCRIPTION	STD. BOX	STD. CTN.
2289	Wall-Dog Kit with Screwdriver	1	10

WALL-DOG KIT (BIT)			
PACKAGED WITH 50 ZINC PANHEAD ANCHORS AND 3/16" STRAIGHT SHANK BIT			
CAT. NO.	DESCRIPTION	STD. BOX	STD. CTN.
2332	Wall-Dog Kit with Drill Bit	1	10



Scru-Lead

Wall Anchor

BASE MATERIAL
Concrete, Block, Brick

SIZE RANGE
No. 6-8 x 3/4" to No. 16-18 x 1-1/2"

ANCHOR MATERIAL
Lead Alloy

The Scru-Lead anchor is designed for use with sheet metal or wood screws in concrete, block or brick. The anchor is made entirely of lead alloy which is soft enough for easy installation, yet hard enough to give holding strength. The performance of this product is dependent on the integrity of the base material.

CAT. NO.	SIZE	DRILL DIA.	MIN. DEPTH	STD. BOX	STD. CTN.
9409	6-8 x 3/4"	1/4"	3/4"	100	1000
9414	6-8 x 1"	1/4"	1"	100	1000
9419	6-8 x 1-1/2"	1/4"	1-1/2"	100	500
9429	10-14 x 1"	5/16"	1"	100	500
9439	10-14 x 1-1/2"	5/16"	1-1/2"	100	500
9460	16-18 x 1-1/2"	3/8"	1-1/2"	25	250

Toggle Bolt

Hollow Wall Anchor


BASE MATERIAL
Hollow Block, Wallboard, Plaster

SIZE RANGE
1/8" x 2" to 1/2" x 4"


ANCHOR MATERIAL
Carbon Steel

The Toggle Bolt is a spring wing type hollow wall anchor designed for use in block, wallboard and other hollow base materials. The Toggle Bolt is a two-part assembly consisting of a machine screw and a spring wing toggle. Sizes range from 1/8" x 2" to 1/2" x 4" with combo round, flat, mushroom, tie-wire or slotted hex head styles.


LIGHT DUTY ANCHORS




COMBO MUSHROOM HEAD				
CAT. NO.	SIZE	DRILL DIA.	STD. BOX	STD. CTN.
4023	1/8" x 2"	3/8"	50	500
4033	1/8" x 3"	3/8"	50	500
4043	1/8" x 4"	3/8"	50	500
4133	3/16" x 3"	1/2"	50	500
4143	3/16" x 4"	1/2"	50	500
4233	1/4" x 3"	5/8"	50	500
4243	1/4" x 4"	5/8"	50	500



SLOTTED HEX HEAD				
CAT. NO.	SIZE	DRILL DIA.	STD. BOX	STD. CTN.
4038	1/8" x 3"	3/8"	50	500



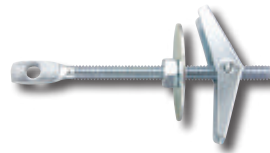
COMBO ROUND HEAD				
CAT. NO.	SIZE	DRILL DIA.	STD. BOX	STD. CTN.
4021	1/8" x 2"	3/8"	50	500
4031	1/8" x 3"	3/8"	50	500
4041	1/8" x 4"	3/8"	50	500
4121	3/16" x 2"	1/2"	50	500
4131	3/16" x 3"	1/2"	50	500
4141	3/16" x 4"	1/2"	50	500
4151	3/16" x 5"	1/2"	50	500
4161	3/16" x 6"	1/2"	50	500
4231	1/4" x 3"	5/8"	50	500
4241	1/4" x 4"	5/8"	50	500
4251	1/4" x 5"	5/8"	50	500
4261	1/4" x 6"	5/8"	50	500
4341	5/16" x 4"	7/8"	25	250
4431	3/8" x 3"	7/8"	25	250
4441	3/8" x 4"	7/8"	25	250
4451	3/8" x 5"	7/8"	25	125
4461	3/8" x 6"	7/8"	25	125
4541	1/2" x 4"	1-1/4"	25	25



FLAT HEAD				
CAT. NO.	SIZE	DRILL DIA.	STD. BOX	STD. CTN.
4132	3/16" x 3"	1/2"	50	500
4142	3/16" x 4"	1/2"	50	500
4232	1/4" x 3"	5/8"	50	500



TOGGLE WINGS ONLY				
CAT. NO.	SIZE	DRILL DIA.	STD. BOX	STD. CTN.
4000	1/8"	3/8"	100	500
4020	3/16"	1/2"	100	1000
4220	1/4"	5/8"	100	1000
4330	5/16"	7/8"	50	500
4430	3/8"	7/8"	50	500
4540	1/2"	1-1/4"	25	25



TIE-WIRE ACOUSTICAL TOGGLE					
CAT. NO.	SIZE	TIE WIRE HOLE SIZE	DRILL DIA.	STD. BOX	STD. CTN.
4247	1/4" x 4"	7/32"	5/8"	100	100
4257	1/4" x 5"	7/32"	5/8"	100	100

Polly

Hollow Wall Anchor

BASE MATERIAL

Plaster, Wallboard, Block, Hollow Tile, Plywood

SIZE RANGE

1/8" extra short to 1/4" long

ANCHOR MATERIAL

Carbon Steel

The Polly is a sleeve type hollow wall anchor designed for use in base materials such as plaster, wallboard, concrete block, hollow tile or plywood.



COMBINATION SLOTTED PHILLIPS HEAD POLLY						
CAT. NO.	SIZE	SCREW LENGTH	DRILL DIA.	WALL THICKNESS	STD. BOX	STD. CTN.
2100	1/8" XS	1-1/16"	5/16"	1/8"-1/4"	100	500
2101	1/8" S	1-3/4"	5/16"	3/8"-1/2"	100	500
2102	1/8" L	2-1/4"	5/16"	5/8"-1"	100	500
2111	3/16" S	2"	3/8"	3/8"-5/8"	50	250
2112	3/16" L	2-1/2"	3/8"	3/4"-1-1/8"	50	250
2113	3/16" XL	3"	3/8"	1-1/4"-1-3/4"	25	125
2121	1/4" S	2-1/4"	7/16"	3/8"-1/2"	50	250
2122	1/4" L	2-3/4"	7/16"	5/8"-1-1/8"	50	250

XS - Extra Short S - Short L - Long XL - Extra Long




SLOTTED HEX HEAD POLLY						
CAT. NO.	SIZE	SCREW LENGTH	DRILL DIA.	WALL THICKNESS	STD. BOX	STD. CTN.
2105	1/8" S	1-3/4"	5/16"	3/8"-1/2"	100	500

DRIVE POLLY						
CAT. NO.	SIZE	SCREW LENGTH	WALL THICKNESS	STD. BOX	STD. CTN.	
2180*	1/8" XS	1-3/8"	1/8"-1/4"	100	500	
2182	1/8" S	2"	3/8"-1/2"	100	500	
2184	1/8" L	2-3/8"	1/2"-3/4"	100	500	

* Discontinued item once current stock exhausted. XS - Extra Short S - Short L - Long



POLLY SETTING TOOL (FITS ALL SIZES)			
CAT. NO.	DESCRIPTION	STD. BOX	STD. CTN.
2150	Polly Setting Tool	1	1



Leggs

Wallboard Anchor

BASE MATERIAL	Wallboard
SIZE RANGE	Use with No. 6 or No. 8 screw
ANCHOR MATERIAL	Carbon Steel

The Leggs anchor is a fast, easy to use expansion anchor designed for use in wallboard. The anchor has a pierce point, requiring no pre-drilling. Removal of the anchor, if required, is easy. Once removed, the anchor leaves a small slit in the wallboard.

LEGS WALLBOARD ANCHOR			
CAT. NO.	DESCRIPTION	STD. BOX	STD. CTN.
2336	Leggs Wallboard Anchor	100	1000
2335	Leggs Anchor w/ No.8 x 1" Screw	100	1000

MASTER PACK		
CAT. NO.	DESCRIPTION	MASTER CTN.
2338	Leggs Wallboard Anchor	5000



Zip-All®

Wallboard Anchor

BASE MATERIAL	Wallboard
SIZE RANGE	Use with No. 6 or No. 8 screw
ANCHOR MATERIAL	Zamac Alloy

The Zip-All anchor is a one piece self drilling anchor designed for use in hollow gypsum wallboard, wood, block and concrete for light duty loads. It is available in Zamac alloy for use with either a No. 6 or No. 8 screws in 3/8" to 1" wallboard.

ZIP-ALL				
CAT. NO.	WALL THICKNESS	DESCRIPTION	STD. BOX	STD. CTN.
2296	3/8" to 1"	Zinc - no screws	100	1000
2297	3/8" to 1"	Zinc - with screws	100	1000




Sharkie

Plastic Wall Anchor

BASE MATERIAL	Concrete, Block, Brick & Wallboard
SIZE RANGE	Use with No. 4 x 1" to No. 14 x 1-9/16" screw
ANCHOR MATERIAL	Plastic

The Sharkie is a one-piece plastic anchor designed for light duty applications in wallboard, concrete and masonry. The Sharkie works in hollow or solid base materials and is suitable for screws with various thread sizes and styles. Screws for the anchor may be installed with a screw gun. The Sharkie is available with and without a flange at the top of the anchor to match the application.

SHARKIE DRYWALL ANCHOR			
CAT. NO.	DESCRIPTION	STD. BOX	STD. CTN.
7580	Sharkie Anchor Flange #4-#10	100	1000
7582	Sharkie Anchor Flange #6-#12	100	1000
7584	Sharkie Anchor Flange #8-#14	100	500



Strap-Toggle™

Hollow Wall Anchor

BASE MATERIAL	Hollow Wallboard or Hollow Block
SIZE RANGE	3/16" x 4" to 1/2" x 4"
ANCHOR MATERIAL	Plastic

The Strap-Toggle is a pre-assembled anchor consisting of a carbon steel wing and a locking cap / ratchet leg assembly molded from engineered plastic. When compared to traditional toggles, this unique anchor can be installed through a smaller hole and does not require a fixture or screw to set in the base material.

STRAP-TOGGLE					
CAT. NO.	SIZE	DRILL DIA.	WALL THICKNESS	STD. BOX	STD. CTN.
4052	3/16" x 4"	1/2"	2-1/2"	50	300
4054	1/4" x 4"	1/2"	2-1/2"	50	300
4056	3/8" x 4"	3/4"	2-1/2"	25	150
4058	1/2" x 4"	3/4"	2-1/2"	25	150

Zip-It® and Zip-It® Jr.

Wallboard Anchor

BASE MATERIAL	Wallboard
SIZE RANGE	Use with No. 6 or No. 8 screw
ANCHOR MATERIAL	Engineered Nylon or Zamac Alloy

The Zip-It anchor is a one piece self drilling anchor designed for use in hollow gypsum wallboard for light duty loads. It is available in both engineered nylon and Zamac alloy for use with either a No. 6 or No. 8 screws in 3/8" to 1" wallboard. The Zip-It Jr. is formed from engineered nylon for use with No. 6 screws in 3/8" to 5/8" wallboard.



NYLON ZIP-IT				
CAT. NO.	WALL THICKNESS	DESCRIPTION	STD. BOX	STD. CTN.
2345	3/8" to 1"	Std. box, no screws	100	1000
2348	3/8" to 1"	Std. box, No.8 x 1" screws	100	1000
2355	3/8" to 1"	Master ctn., no screws	-	5000



ZINC ZIP-IT				
CAT. NO.	WALL THICKNESS	DESCRIPTION	STD. BOX	STD. CTN.
2346Z	3/8" to 1"	Std. box, no screws	100	1000
2349Z	3/8" to 1"	Std. box, No.8 x 1" screws	100	1000
2356Z	3/8" to 1"	Master ctn., no screws	-	1000

ZIP-IT KITS				
CAT. NO.	MATERIAL	DESCRIPTION	STD. BOX	STD. CTN.
2368	Nylon	50 anchors & No. 8 x 1" screws	1	10



NYLON ZIP-IT JR.

CAT. NO.	WALL THICKNESS	DESCRIPTION	STD. BOX	STD. CTN.
2350	3/8" -5/8"	Std. box (no screws)	100	1000
2351	3/8" -5/8"	Std. box & No. 6 x 1" screws	100	1000



ZINC ZIP-IT JR.

CAT. NO.	WALL THICKNESS	DESCRIPTION	STD. BOX	STD. CTN.
2362Z	3/8" -5/8"	Std. box (no screws)	100	1000
2364Z	3/8" -5/8"	Std. box & No. 6 x 1" screws	100	1000
2363Z	3/8" -5/8"	Master ctn. (No screws)	-	5000

ZIP-IT JR. KITS

CAT. NO.	MATERIAL	DESCRIPTION	STD. BOX	STD. CTN.
2367	Nylon	50 Anchors, No. 6 x 1" screws and No. 2 Phillips Driver Bit	1	10



Zinc Zip-Toggle®

Hollow Wall Anchor

BASE MATERIAL

Wallboard

SIZE RANGE

Use with No. 6 x 2" screw

ANCHOR MATERIAL

Zamac Alloy

The Zip-Toggle is a hollow gypsum wallboard anchor designed to provide superior performance without the need to pre-drill larger diameter holes. The Zip-Toggle is packaged with its own No. 6 x 2" lubricated screw for 3/8" to 5/8" wallboard.

CAT. NO.	SIZE	SCREWS	STD. BOX	STD. CTN.
2295	Metal Zip-Toggle with screws	No. 6 x 2"	50	250



Poly-Toggle®

Plastic Hollow Wall Anchor

BASE MATERIAL

Wallboard or Solid Masonry

SIZE RANGE

1/8" to 5/8" Wall Thickness

ANCHOR MATERIAL

Plastic

The Poly-Toggle is a screw actuated hollow wall anchor for use in paneling, wallboard and solid masonry available in 4 sizes to match the most common wall thicknesses. In solid base materials, the anchor can be used by removing the outer wings. The performance of this product depends on the integrity of the base material in which it is installed.

CAT. NO.	SIZE	WALL THICKNESS	DRILL DIA.	STD. BOX	STD. CTN.
2302	Mini	1/8"	5/16"	100	1000
2303	Short	3/8"	5/16"	100	1000
2304	Medium	1/2"	5/16"	100	1000
2305	Long	5/8"	5/16"	100	1000



Pop-Toggle

Hollow Wall Anchor

BASE MATERIAL

Gypsum Wallboard, Plaster, Plywood & some Hollow Masonry

SIZE RANGE

Wall thickness from 1/8" to 5/8", No. 6 to No. 10 wood or sheet metal screws

ANCHOR MATERIAL

Plastic

Pop-Toggle fasteners are hollow wall anchors ideal for static applications requiring light duty performance. Installation is easy, needing a pre-drilled 5/16" diameter hole. The fastener pre-installs without a screw, allowing for easy placement and removal of the fixture.

CAT. NO.	DESCRIPTION	STD. BOX	STD. CTN.
4060	Pop-Toggle Small	100	1000
4062	Pop-Toggle Medium	100	1000
4064	Pop-Toggle Large	100	1000



Bantam Plug

Plastic Wall Anchor

BASE MATERIAL

Concrete, Block, Brick, Wallboard

SIZE RANGE

No. 6-8 x 3/4" to No. 14-16 x 1-1/2"

ANCHOR MATERIAL

Plastic

The Bantam Plug anchor is a plastic anchor designed for use with lightweight fixtures with a sheet metal or wood screw.

CAT. NO.	SIZE	DRILL DIA.	MIN. DEPTH	STD. BOX	STD. CTN.	MSTR. CTN.
7559	6-8 x 3/4"	3/16"	3/4"	100	1000	150,000
7569	8-10 x 7/8"	3/16"	7/8"	100	1000	150,000
7579	10-12 x 1"	1/4"	1"	100	1000	80,000
7589	14-16 x 1-1/2"	5/16"	1-1/2"	50	500	40,000

KITS - SLOTTED/PHILLIPS PAN HEAD SHEET METAL SCREWS

CAT. NO.	KIT NO.	ANCHOR SIZE	SCREW SIZE	MIN. DEPTH	ANCHOR & SCREWS	STD. CTN.
8934	B-8	8-10	No. 8 x 1"	7/8"	100	10
8936	B-10	10-12	No. 10 x 1"	1"	100	10
8938	B-12	10-12	No. 12 x 1"	1"	100	10

100 Anchors and screws plus one drill bit per kit



Fluted Plastic Anchor

Plastic Wall Anchor

BASE MATERIAL

Concrete, Block, Brick, Stone

SIZE RANGE

No. 4-6 x 1" to No. 14 x 1-1/2"

ANCHOR MATERIAL

Plastic

The Fluted Plastic Anchor is designed for light duty fastening applications with sheet metal or wood screws. Longitudinal ribs on the anchor body prevent it from turning during tightening of the screw. This standard plastic screw anchor comes color-coded by diameter for easy application.

CAT. NO.	SIZE	COLOR	DRILL DIA.	MIN. DEPTH	STD. BOX	STD. CTN.
7500	4-6 x 1"	White	3/16"	1"	100	1000
7510	10-12 x 1"	Green	1/4"	1"	100	1000
7515	10-12 x 1-1/4"	Green	1/4"	1-1/4"	100	1000
7520	10-12 x 1-1/2"	Green	1/4"	1-1/2"	100	1000
7530	14 x 1-1/2"	Blue	5/16"	1-1/2"	100	1000




CODE LISTED
ICC-ES ESR-2024

.300 Head Drive Pins
Standard Pins

Drive pins with a 0.300" diameter head are designed for permanently fastening a fixture to concrete, some types of masonry and A36 structural steel. Drive pins are manufactured with a 0.145" diameter shank in various lengths. Knurled shank designs are available to increase performance in steel base materials. A plastic flute is mounted over the point to retain the drive pin in the fastener guide of the tool providing guidance during the driving operation.

.300 HEAD DRIVE PINS					
CAT. NO.	SHANK LENGTH	HEAD DIA.	SHANK DIA.	STD. BOX	STD. CTN.
50012	1/2" (knurled)	.300	.145	100	5000
50016	5/8" (knurled)	.300	.145	100	5000
50022	3/4"	.300	.145	100	5000
50023	3/4" Black	.300	.145	100	5000
50026	1"	.300	.145	100	5000
50032	1-1/4"	.300	.145	100	1000
50034	1-1/2"	.300	.145	100	1000
50038	2"	.300	.145	100	1000
50040	2-1/4"	.300	.145	100	1000
50044	2-1/2"	.300	.145	100	1000
50048	3"	.300	.145	100	1000



The pins listed below are used primarily for applications fastening drywall track to concrete or steel. They are assembled with a metal top hat to provide extra bearing surface against the drywall track.


.300 HEAD DRIVE PINS WITH TOP HAT					
CAT. NO.	SHANK LENGTH	HEAD DIA.	SHANK DIA.	STD. BOX	STD. CTN.
50136	1/2" knurled	.300	.145	100	5000
50138	5/8" knurled	.300	.145	100	5000
50140	3/4"	.300	.145	100	5000

Washed Pins

To provide resistance to pullover, these pins are available with pre-assembled 14 gage (0.075") metal washers in various diameters. The insulation washer has a thickness of 0.035".



.300 HEAD DRIVE PINS WITH 3/4" WASHER					
CAT. NO.	SHANK LENGTH	HEAD DIA.	SHANK DIA.	STD. BOX	STD. CTN.
50070	3/4"	.300	.145	100	1000
50080	2-1/2"	.300	.145	100	1000



.300 HEAD DRIVE PINS WITH 7/8" WASHER					
CAT. NO.	SHANK LENGTH	HEAD DIA.	SHANK DIA.	STD. BOX	STD. CTN.
50090	1"	.300	.145	100	1000
50092	1-1/4"	.300	.145	100	1000
50094	1-1/2"	.300	.145	100	1000
50096	2"	.300	.145	100	1000
50098	2-1/2"	.300	.145	100	1000
50100	3"	.300	.145	100	1000



.300 HEAD DRIVE PINS WITH 1" WASHER					
CAT. NO.	SHANK LENGTH	HEAD DIA.	SHANK DIA.	STD. BOX	STD. CTN.
50108	1-1/4"	.300	.145	100	1000
50110	1-1/2"	.300	.145	100	1000
50112	2"	.300	.145	100	1000
50114	2-1/2"	.300	.145	100	1000
50116	3"	.300	.145	100	1000



Powers ACQ Powder Actuated Fasteners are designed for fastening through pressure treated lumber into concrete and grout filled masonry. The fasteners are available with either a round or square washer for increased pullover resistance.



.300 HEAD DRIVE PINS (MECHANICALLY GALVANIZED)					
CAT. NO.	SHANK LENGTH	HEAD DIA.	SHANK DIA.	STD. BOX	STD. CTN.
50034MG	1-1/2"	.300	.145	1000	5000
50038MG	2"	.300	.145	1000	5000
50045MG	2-1/2"	.300	.145	1000	5000
50047MG	3"	.300	.145	1000	5000

.300 HEAD DRIVE PINS W/1" WASHER (MECHANICALLY GALVANIZED)					
CAT. NO.	SHANK LENGTH	HEAD DIA.	SHANK DIA.	STD. BOX	STD. CTN.
50110MG	1-1/2"	.300	.145	1000	5000
50112MG	2"	.300	.145	1000	5000
50113MG	2-1/2"	.300	.145	1000	5000
50115MG	3"	.300	.145	1000	5000




8mm Head Drive Pins

X-DN Type Pins 8mm Head Drive Pins

CAT. NO.	SHANK LENGTH	HEAD DIA.	SHANK DIA.	STD. BOX	STD. CTN.
50180	16mm knurled - 5/8"	8mm	.145	100	5000
50182	19mm knurled - 3/4"	8mm	.145	100	5000
50184	22mm - 7/8"	8mm	.145	100	5000
50186	27mm - 1"	8mm	.145	100	5000
50188	32mm - 1-1/4"	8mm	.145	100	1000
50190	37mm - 1-1/2"	8mm	.145	100	1000
50192	42mm - 1-5/8"	8mm	.145	100	1000
50194	47mm - 1-7/8"	8mm	.145	100	1000
50196	52mm - 2"	8mm	.145	100	1000
50198	57mm - 2-1/4"	8mm	.145	100	1000
50200	62mm - 2-1/2"	8mm	.145	100	1000
50202	72mm - 2-7/8"	8mm	.145	100	1000

8mm Diameter Head Drive Pins with Top Hat

The pins listed below are used primarily for applications fastening drywall track to concrete or steel. They are assembled with a metal top hat to provide extra bearing surface against the drywall track.



8MM DIAMETER HEAD DRIVE PINS WITH TOP HAT					
CAT. NO.	SHANK LENGTH	HEAD DIA.	SHANK DIA.	STD. BOX	STD. CTN.
50210	16mm knurled - 5/8"	8mm	.145	100	5000
50214	22mm - 7/8"	8mm	.145	100	5000
50216	27mm - 1"	8mm	.145	100	5000

Washed Pins

To provide resistance to pullover, these pins are available with preassembled 14 gage (0.075") metal washers in various diameters.



8MM DIAMETER HEAD DRIVE PINS WITH 1" WASHER					
CAT. NO.	SHANK LENGTH	HEAD DIA.	SHANK DIA.	STD. BOX	STD. CTN.
50220	27mm - 1"	8mm	.145	100	1000
50222	32mm - 1-1/4"	8mm	.145	100	1000
50224	37mm - 1-1/2"	8mm	.145	100	1000
50226	52mm - 2"	8mm	.145	100	1000
50228	62mm - 2-1/2"	8mm	.145	100	1000



CODE LISTED
ICC-ES ESR-2024

8mm Head Spiral CSI Drive Pins

Competes with XU Pins For Concrete, Steel and I-Beams

CAT. NO.	SHANK LENGTH	HEAD DIA.	SHANK DIA.	STD. BOX	STD. CTN.
50197	1/2" (13mm)	8mm	.157	100	1000
50201	5/8" (16mm)	8mm	.157	100	1000
50203	3/4" (19mm)	8mm	.157	100	5000
50204	7/8" (22mm)	8mm	.157	100	5000
50205	1" (27mm)	8mm	.157	100	5000
50208	1-1/4" (32mm)	8mm	.157	100	1000
50207	1-1/2" (37mm)	8mm	.157	100	5000
50209	2" (52mm)	8mm	.157	100	1000
50241	2-1/2" (62mm)	8mm	.157	100	1000
50211	2-7/8" (72mm)	8mm	.157	100	1000



8mm Head Spiral CSI Drive Pins With Washers

Competes with XU Pins For Concrete, Steel and I-Beams

CAT. NO.	SHANK LENGTH	HEAD DIA.	SHANK DIA.	WASHER	STD. BOX	STD. CTN.
50245	3/4" (19mm)	8mm	.157	3/4"	100	1,000
50247	1" (27mm)	8mm	.157	3/4"	100	1,000
50249	1-1/4" (32mm)	8mm	.157	3/4"	400	1,000
50261	1-1/4" (32mm)	8mm	.157	1"	400	1,000
50263	2-1/2" (62mm)	8mm	.157	1"	400	1,000
50265	2-7/8" (72mm)	8mm	.157	1"	400	1,000



8mm Head Collated Spiral CSI Drive Pins

Competes with XU Pins For Concrete, Steel and I-Beams

8MM SPIRAL CSI 10 FASTENER MAGAZINE FOR PA 351 AND DX460					
CAT. NO.	SHANK LENGTH	HEAD DIA.	SHANK DIA.	STD. BOX	STD. CTN.
50450	5/8" (16mm) (K)	8mm	.157	100	1,000
50452	3/4" (19mm) (K)	8mm	.157	100	1,000
50454	7/8" (22mm) (K)	8mm	.157	100	1,000
50456	1" (27mm) (K)	8mm	.157	100	1,000
50458	1-1/4" (32mm) (K)	8mm	.157	100	1,000
50460	1-1/2" (37mm) (K)	8mm	.157	100	1,000
50461	1-5/8" (42mm) (K)	8mm	.157	100	1,000
50462*	2" (52mm) (K)	8mm	.157	100	1,000

K=Knurled * DX460 Only



8mm Head Collated Drive Pins

8MM HEAD 10 FASTENER MAGAZINE FOR PA 351 AND DX460						
CAT. NO.	SHANK LENGTH (IN.)	SHANK LENGTH (MM)	HEAD DIA.	SHANK DIA.	STD. BOX	STD. CTN.
50240N	5/8" K	16	8mm	.145	500	2500
50242N	3/4" K	19	8mm	.145	500	2500
50244N	3/4"	19	8mm	.145	500	2500
50246N	7/8"	22	8mm	.145	500	2500
50248N	1"	27	8mm	.145	500	2500
50250N	1-1/4"	32	8mm	.145	500	2500
50252N	1-1/2"	37	8mm	.145	500	2500
50254N	1-5/8"	42	8mm	.145	500	2500
50256N	1-7/8"	47	8mm	.145	500	2500
50258N	2"	52	8mm	.145	500	2500
50260N	2-1/4"	57	8mm	.145	500	2500
50262N	2-1/2"	62	8mm	.145	500	2500
50264N	2-7/8"	67	8mm	.145	500	2500

K=Knurled

Threaded Studs

Available in 1/4"-20 and 3/8"-16 thread diameters with a variety of thread and shank lengths for concrete and A36 structural steel. Used for applications where it may be desirable to remove the fixture, or where shimming may be required. The shank diameter: 0.145" for the 1/4"-20; and 0.205" for the 3/8"-16. Knurled shanks are available to increase performance in steel base materials. A plastic flute is mounted over the point to retain the drive pin in the fastener guide of the tool for guidance during the driving operation. On the 1/4"-20 threaded studs, a plastic cap is also provided to protect the threads of the fastener during the driving process.



1/4" -20 THREADED STUDS						
CAT. NO.	THREAD LENGTH	SHANK LENGTH	THREAD DIA.	SHANK DIA.	STD. BOX	STD. CTN.
50322	3/4"	1/2" K	1/4"	.145	100	1000
50326	3/4"	3/4"	1/4"	.145	100	1000
50328	1/2"	1"	1/4"	.145	100	1000
50330	3/4"	1"	1/4"	.145	100	1000
50336	3/4"	1-1/4"	1/4"	.145	100	1000
50338	1-1/4"	1-1/4"	1/4"	.145	100	1000

K=Knurled



3/8" -16 THREADED STUDS						
CAT. NO.	THREAD LENGTH	SHANK LENGTH	THREAD DIA.	SHANK DIA.	STD. BOX	STD. CTN.
50340	1-1/4"	3/4" K	3/8"	.205	100	1000
50342	1-1/4"	1"	3/8"	.205	100	1000
50344	1-1/4"	1-1/4"	3/8"	.205	100	1000

K=Knurled

Hammer Drive Pins

No Powder Loads Required

Hammer Drive pins are designed for permanently fastening a fixture to concrete and some types of masonry. This fastener is designed for use in a standard hand tool and should not be used in a powder actuated tool. The pins are formed with a 1/4" diameter head on one end and a 0.140" diameter shank in various lengths. A 3/8" diameter steel washer is mounted over the point to retain the drive pin in the fastener guide of the tool providing guidance during the driving operation.



1/4" HEAD HAMMER DRIVE PINS						
CAT. NO.	SHANK LENGTH	HEAD DIA.	SHANK DIA.	STD. BOX	STD. CTN.	
50294	3/4"	1/4"	.140	100	5000	
50296	1"	1/4"	.140	100	5000	
50298	1-1/4"	1/4"	.140	100	1000	




HAMMER DRIVE SETTING TOOL				
CAT. NO.	DESCRIPTION	STD. BOX	STD. CTN.	
50310	Hammer Drive Tool - Standard	1	1	

Assemblies & Accessories

Assemblies are combinations of drive pins and stamped steel clips designed for specific applications. The pins are held within the clip using either a dome mechanism or a metal top hat.

Ceiling Clip Assemblies

For applications suspending acoustical ceiling systems or light fixtures, several styles of angled clips are pre-mounted onto pins.



CODE LISTED
ICC-ES ESR-2024

.300 HEAD PINS WITH CEILING CLIPS						
CAT. NO.	DESCRIPTION	HEAD DIA.	SHANK DIA.	WIRE HOLE	STD. BOX	STD. CTN.
50364	1"	.300	.145	0.278"	100	1000
50368†	1-1/8"	.300	.145	0.278"	100	1000
50370	1-1/4"	.300	.145	0.278"	100	1000

† Economy Clip



8MM DRIVE HEAD PINS WITH CEILING CLIPS						
CAT. NO.	DESCRIPTION	HEAD DIA.	SHANK DIA.	WIRE HOLE	STD. BOX	STD. CTN.
50272	27mm w/CC	8mm	.145	0.278"	100	1000
50274	32mm w/CC	8mm	.145	0.278"	100	1000
50206	1-1/4" w/CC	8mm	.177	0.278"	100	1000




BALLISTIC POINT DRIVE PIN WITH CEILING CLIP						
CAT. NO.	SHANK LENGTH	HEAD DIA.	SHANK DIA.	STD. BOX	STD. CTN.	
50058	1-1/4" with ceiling clip (45°)	.300	.181/.150	100	1000	
50366	7/8" with ceiling clip (90°)	.300	.181/.150	100	1000	

PRE-ASSEMBLED PIN AND CLIP FOR LADD TOOL (L1600)						
CAT. NO.	SHANK LENGTH	HEAD DIA.	SHANK DIA.	WIRE HOLE	STD. BOX	STD. CTN.
50438	Pre-assembled pin clip	.310	.155	0.278"	100	1000

BX & EMT Conduit Clip Assemblies

For the electrical trade, BX and EMT conduit clips are provided in various sizes for attaching conduit to base materials.



.300 HEAD DRIVE PINS WITH BX CABLE CLIPS					
CAT. NO.	DESCRIPTION	HEAD DIA.	SHANK DIA.	STD. BOX	STD. CTN.
50150	1" (BX) w/TH	.300	.145	100	1000



.300 HEAD DRIVE PINS WITH EMT CONDUIT CLIPS					
CAT. NO.	DESCRIPTION	HEAD DIA.	SHANK DIA.	STD. BOX	STD. CTN.
50382	1/2" EMT 1" pin	.300	.145	100	1000
50384	3/4" EMT 1-1/4"	.300	.145	100	1000
50385	3/4" EMT 1" pin TH	.300	.145	100	1000
50386	3/4" EMT 1-1/8" pin	.300	.145	100	1000
50388	1" EMT 1" pin TH	.300	.145	25	250



8MM DIAMETER HEAD DRIVE PINS WITH EMT CONDUIT CLIPS					
CAT. NO.	DESCRIPTION	HEAD DIA.	SHANK DIA.	STD. BOX	STD. CTN.
50276	27mm TH w/ 1/2" EMT	8mm	.145	100	1000
50278	27mm TH w/ 3/4" EMT	8mm	.145	100	500
50280	27mm TH w/ 1" EMT	8mm	.145	25	250



8MM HEAD DRIVE PINS WITH ROD HANGER CLIP					
CAT. NO.	DESCRIPTION	SHANK DIA.	STD. BOX	STD. CTN.	
50219	32mm (1-1/4") pin w/ 1/4"-20 rod hanger	.145	100	1000	
50221	32mm (1-1/4") pin w/ 3/8"-16 rod hanger	.145	100	1000	

8MM HEAD SPIRAL CSI DRIVE PIN WITH ROD HANGER CLIP					
CAT. NO.	DESCRIPTION	SHANK DIA.	STD. BOX	STD. CTN.	
50215	32mm (1-1/4") pin w/ 1/4"-20 rod hanger	.157	100	1000	



8MM HEAD SPIRAL CSI DRIVE PIN WITH CEILING CLIP						
CAT. NO.	DESCRIPTION	HEAD DIA.	SHANK DIA.	WIRE HOLE	STD. BOX	STD. CTN.
50212	7/8" (22mm) CSI w/PW TH 90cc	8mm	.157	0.313"	100	1000
50213	1" (27mm) CSI w/PW TH 90cc	8mm	.157	0.313"	100	1000
50218	1-1/4" (32mm) CSI w/PW TH 90cc	8mm	.157	0.313"	100	1000



.300 HEAD DRIVE PIN WITH CEILING CLIP AND POST NUT					
CAT. NO.	DESCRIPTION	SHANK DIA.	STD. BOX	STD. CTN.	
50376	1-1/8" Pin w/domed right angle cc w/post nut	.145	100	1000	
50378	1-1/4" Pin w/domed right angle cc w/post nut	.145	100	1000	

Rebar Basket Assemblies


Rebar basket clips are typically used in highway construction and paving applications to hold the support baskets for the reinforcing bars in place while the concrete is being poured. For #4 rebar.



8MM HEAD DRIVE PINS WITH REBAR BASKET CLIP					
CAT. NO.	DESCRIPTION	HEAD DIA.	SHANK DIA.	STD. BOX	STD. CTN.
50716	62mm w/ basket clip	8mm	.145	100	500
50718	72mm w/ basket clip	8mm	.145	100	500

For concrete forming applications the 2-1/2" (62mm) pin is designed for wood members up to 1-1/2" in thickness. The pin has a break off groove 1" from the point to allow the wood forming members to be easily removed.

Ceiling Clips Without Pins



CEILING CLIPS					
CAT. NO.	DESCRIPTION	STD. BOX	STD. CTN.		
50400	Ceiling clip (no pin) 9/32" & 5/16" holes	100	1000		



P1000

SIZE RANGE
1/2" to 3" pin lengths, .22 Caliber

Hammer actuated, powder actuated tool. Engineered for high reliability, low maintenance and speed. This tool uses four levels of power; grey through yellow loads (levels 1-4) and .300, 8mm head fasteners with lengths of 1/2" through 3" and 1/4"-20 threaded studs.


TECHNICAL DATA	
TOOL BODY	PIN LENGTH
Precision Moulded Rubber	1/2" to 3" Total Length
TOOL LENGTH	LOAD TYPE
13"	.22 Caliber
TOOL WEIGHT	POWER LEVEL
3 lbs.	Gray (1), Brown (2), Green (3), Yellow (4)
PIN TYPE	

Ballistic Point Drive Pin, .300 Head Drive Pin, 8mm Head Drive Pin, 1/4" -20 Threaded Stud

TYPICAL APPLICATIONS
Remodeling • Electrical • Maintenance • Telecommunications

P1000 SELECTION GUIDE		
CAT. NO.	DESCRIPTION	STD. CTN.
52013	P1000 Tool	1

Tool Operation: Powder actuated tools may be used only by properly trained and licensed operators as described in ANSI Standard A 10.3. For complete tool operation details, completely review the tool manual and contact your local Powers branch office or distributor for training.



T1000

SIZE RANGE
1/2" to 3" pin lengths, .22 Caliber

Professional grade powder actuated tool engineered for high reliability, low maintenance and speed. Its easy to use trigger mechanism makes fastening to concrete, block and steel. The tool uses 22 caliber powder loads.

TECHNICAL DATA	
TOOL BODY	PIN LENGTH
Precision Moulded Rubber	1/2" to 3" Total Length
TOOL LENGTH	LOAD TYPE
13"	.22 Caliber
TOOL WEIGHT	POWER LEVEL
3 lbs.	Gray (1), Brown (2), Green (3), Yellow (4)
PIN TYPE	

Ballistic Point Drive Pin, .300 Head Drive Pin, 8mm Head Drive Pin, 1/4" -20 Threaded Stud

TYPICAL APPLICATIONS
Remodeling • Electrical • Maintenance • Telecommunications

T1000 SELECTION GUIDE		
CAT. NO.	DESCRIPTION	STD. CTN.
52035	T1000 Tool	1

Tool Operation: Powder actuated tools may be used only by properly trained and licensed operators as described in ANSI Standard A 10.3. For complete tool operation details, completely review the tool manual and contact your local Powers branch office or distributor for training.



P2201

SIZE RANGE
1/2" to 3" pin lengths, .22 Caliber

The P2201 is a low velocity, single shot, .22 caliber tool which can be used to install .300 head drive pins, 8mm head drive pins and 1/4"-20 threaded studs, up to 3" in total length. The P2201 is designed for maintenance or residential contractors.

TECHNICAL DATA	
TOOL BODY	PIN LENGTH
Engineered Plastic	1/2" to 3" Total Length
TOOL LENGTH	LOAD TYPE
12-1/2"	.22 Caliber Crimped "A" Load
TOOL WEIGHT	POWER LEVEL
4.3 lbs.	Gray (1), Brown (2), Green (3), Yellow (4)
PIN TYPE	

Ballistic Point Drive Pin, .300 Head Drive Pin, 8mm Head Drive Pin, 1/4"-20 Threaded Stud

TYPICAL APPLICATIONS	
TRADE	APPLICATION
Acoustical	Ceiling clip assemblies
Drywall	Metal track, door frames
Electrical	Boxers, conduit clip assemblies
Mechanical	Duct straps

P2201 SELECTION GUIDE		
CAT. NO.	DESCRIPTION	STD. CTN.
52006	P2201 Tool	1
52007	P2201 (Blister Pack)	1
52522	Piston	1
52510	Nose Piece	1
52512	Piston Reset Pin	1

Tool Operation: Powder actuated tools may be used only by properly trained and licensed operators as described in ANSI Standard A 10.3. For complete tool operation details, completely review the tool manual and contact your local Powers branch office or distributor for training.



P35s

SIZE RANGE
1/2" to 1-1/2" pin lengths, .25 Caliber

The P35s is specially designed for acoustical and drywall contractors. It is a low velocity, semi-automatic, tool which can be used to install .300 head drive pins, 8mm head drive pins and 1/4"-20 threaded studs up to 1-1/2" in total length. The P35s is designed for high speed and repetitive volume applications. The standard version of the tool is supplied with a flat end piston and a full size Baseplate/guide. A limited access Baseplate/guide assembly is also available.

TECHNICAL DATA	
TOOL BODY	PIN LENGTH
Precision Cast Aluminum	1/2" to 1-1/2" Total Length
TOOL LENGTH	LOAD TYPE
11-1/4"	.25 Caliber in a 10 Load Strip
TOOL WEIGHT	POWER LEVEL
4.25 lbs.	Green (3), Yellow (4), Red (5)
PIN TYPE	

Ballistic Point Drive Pin, .300 Head Drive Pin, 8mm Head Drive Pin, 1/4"-20 Threaded Stud

TYPICAL APPLICATIONS	
TRADE	APPLICATION
Acoustical	Ceiling clip assemblies
Drywall	Metal track, door frames
Electrical	Boxers, conduit clip assemblies
Mechanical	Duct straps

P35S SELECTION GUIDE		
CAT. NO.	DESCRIPTION	STD. CTN.
52002	P35s Tool (Deluxe Kit)	1
52023	P35s Tool (Blister Pack)	1
52200	Piston Standard 21/SDF	1
52204	Guide 21/F3-1	1
52206	Baseplate 21/S1	1

POLE TOOLS FOR OVERHEAD ATTACHMENTS		
CAT. NO.	DESCRIPTION	STD. CTN.
50065	6' Di-Electric Pole Tool	1
50066	8' Di-Electric Pole Tool	1

Tool Operation: Powder actuated tools may be used only by properly trained and licensed operators as described in ANSI Standard A 10.3. For complete tool operation details, completely review the tool manual and contact your local Powers branch office or distributor for training.



P3500

SIZE RANGE
1/2" to 3" pin lengths, .27 caliber

The P3500 is a low velocity, semi-automatic .27 caliber tool which can be used to install .300 head drive pins, 8mm head drive pins and 1/4"-20 threaded studs, up to 3" in total length. The P3500 is designed for high speed and repetitive volume applications.

TECHNICAL DATA	
TOOL BODY	PIN LENGTH
Precision Cast Aluminum	1/2" to 3" Total Length
TOOL LENGTH	LOAD TYPE
13-5/8"	.27 Caliber / 10 Load Strip
TOOL WEIGHT	POWER LEVEL
5 lbs.	Brown (2), Green (3), Yellow (4), Red (5)
PIN TYPE	

Ballistic Point Drive Pin, .300 Head Drive Pin, 8mm Head Drive Pin, 1/4"-20 Threaded Stud

TYPICAL APPLICATIONS	
TRADE	APPLICATION
Acoustical	Ceiling clip assemblies
Drywall	Metal track, door frames
Electrical	Boxers, conduit clip assemblies
Mechanical	Duct straps
Forming	Concrete forms, basket clips, forming pins
Residential	Sill plates

P3500 SELECTION GUIDE		
CAT. NO.	DESCRIPTION	STD. CTN.
52000	P3500 Powder Tool (Deluxe Kit)	1
52001	P3500 Powder Tool (Blister Pack)	1
52102	Piston Flat End w/ Ring	1
52108	Guide 2/F-3	1
52110	Base Plate 2/S-13	1
52120	Shear Clip	1
52112	Piston Stop	1
52122	Steel Annular Ball	1
52106	Piston Ring	1
PISTON FOR INSTALLING 8MM HEAD DRIVE PINS		
52100	Piston 2/DN-1 (for 8mm Head Drive Pins)	1
FOR APPLICATIONS IN TIGHT AREAS, A LIMITED ACCESS BASE PLATE/GUIDE IS AVAILABLE.		
52114	Guide 2/F-4 Limited Access	1
52116	Baseplate 2/F-14-1 Limited Access	1

POLE TOOLS FOR OVERHEAD ATTACHMENTS		
CAT. NO.	DESCRIPTION	STD. CTN.
50065	6' Di-Electric Pole Tool	1
50066	8' Di-Electric Pole Tool	1

Tool Operation: Powder actuated tools may be used only by properly trained and licensed operators as described in ANSI Standard A 10.3. For complete tool operation details, completely review the tool manual and contact your local Powers branch office or distributor for training.



PA3500

SIZE RANGE
1/2" to 3" pin lengths, .27 caliber

The PA3500 is a modified version of the P3500 that includes a power adjuster, allowing the operator to effectively decrease the power level of the load being used. A red load can be reduced down to the level of a green load.

POWER ADJUSTER SETTINGS		
1 - Minimum Power	3 - Medium Power	6 - Maximum Power
TECHNICAL DATA		
TOOL BODY	PIN LENGTH	
Precision Cast Aluminum	1/2" to 3" Total Length	
TOOL LENGTH	LOAD TYPE	
13-5/8"	.27 Caliber / 10 Load Strip	
TOOL WEIGHT	POWER LEVEL	
5 lbs.	Brown (2), Green (3), Yellow (4), Red (5)	
PIN TYPE		

Ballistic Point Drive Pin, .300 Head Drive Pin, 8mm Head Drive Pin, 1/4"-20 Threaded Stud

TYPICAL APPLICATIONS	
TRADE	APPLICATION
Acoustical	Ceiling clip assemblies
Drywall	Metal track, door frames
Electrical	Boxers, conduit clip assemblies
Mechanical	Duct straps
Forming	Concrete forms, basket clips, forming pins
Residential	Sill plates

PA3500 SELECTION GUIDE		
CAT. NO.	DESCRIPTION	STD. CTN.
52019	PA3500 Powder Tool (Deluxe Kit)	1
52025	PA3500 Powder Tool (Blister Pack)	1
52103	PA Piston Flat End with Ring	1
52108	Guide 2/F-3	1
52110	Base Plate 2/S-13	1
52112	Piston Stop	1
52120	Shear Clip	1
52122	Steel Annular Ball	1
FOR APPLICATIONS IN TIGHT AREAS, A LIMITED ACCESS BASE PLATE/GUIDE IS AVAILABLE.		
52114	Guide 2/F-4 Limited Access	1
52116	Baseplate 2/F-14-1 Limited Access	1

POLE TOOLS FOR OVERHEAD ATTACHMENTS		
CAT. NO.	DESCRIPTION	STD. CTN.
50065	6' Di-Electric Pole Tool	1
50066	8' Di-Electric Pole Tool	1

Tool Operation: Powder actuated tools may be used only by properly trained and licensed operators as described in ANSI Standard A 10.3. For complete tool operation details, completely review the tool manual and contact your local Powers branch office or distributor for training.



P3600

SIZE RANGE

1/2" to 3" 10mm head pins, 3/8" threaded studs, 3/8" headed drive pins
.22 caliber strip

The P3600 is a powerful, heavy-duty low velocity, semi-automatic .27 caliber tool which can be used to install 10mm head drive pins, 3/8" threaded studs, and 3/8" headed drive pins. The P3600 is designed for applications where more power is needed, such as attaching 2x4s to hard aggregate or steel. The tool utilizes a red or purple .27 caliber strip.

TECHNICAL DATA

TOOL BODY	PIN LENGTH
Precision Cast Aluminum	1/2" to 3" Total Length
TOOL LENGTH	LOAD TYPE
13-5/8"	.27 Caliber in a 10 Load Strip
TOOL WEIGHT	POWER LEVEL
5 lbs.	Red (5), Purple (6)
PIN TYPE	
10mm Head Pins, 3/8" Threaded Studs, 3/8" Headed Drive Pins	

TYPICAL APPLICATIONS

2x4s to concrete or steel	Hanging sprinkler pipe
Tele-communications	Heavy-duty applications for steel and concrete
Sill plates	Concrete forms, basket clips, forming pins

P3600 SELECTION GUIDE

CAT. NO.	DESCRIPTION	STD. CTN.
50266	PA351 Tool (Deluxe Kit)	1
52133	PA351 Piston w/Ring	1
52135	Guide 2/F-3	1
52137	Base Plate 2/S-13	1
52141	Magazine	1

Tool Operation: Powder actuated tools may be used only by properly trained and licensed operators as described in ANSI Standard A 10.3. For complete tool operation details, completely review the tool manual and contact your local Powers branch office or distributor for training.



Sniper™ Pole Tool

SIZE RANGE

1/2" to 1-1/2" pin lengths, .27 caliber strip

Ideally suited to installing overhead ceiling clips with a 1-1/2" pin. Features Safety Sequence Strip Loading, allowing load advancements only after the pin has been installed in the nose piece, and the handle must be clicked to advance the next load.

TECHNICAL DATA

TOOL BODY	PIN LENGTH
Precision Cast Aluminum	1-1/2" Total Length
TOOL LENGTH	LOAD TYPE
17"	.27 Caliber in a 10 Load Strip
TOOL WEIGHT	POWER LEVEL
8 lbs.	Brown (2), Green (3), Yellow (4), Red (5)
PIN TYPE	
.300 Head Drive Pin, 8mm Head Drive Pin, Ballistic Point Drive Pin	

TYPICAL APPLICATIONS

TRADE	APPLICATION
Acoustical	Ceiling clip assemblies
Drywall	Metal track, door frames
Electrical	Boxers, conduit clip assemblies
Mechanical	Duct straps
Forming	Concrete forms, basket clips, forming pins
Residential	Sill plates

SNIPER SELECTION GUIDE

CAT. NO.	DESCRIPTION	STD. CTN.
52051	Sniper Tool (Bump Tool)	1
52053	6' Pole	1
52061	8' Pole	1

Tool Operation: Powder actuated tools may be used only by properly trained and licensed operators as described in ANSI Standard A 10.3. For complete tool operation details, completely review the tool manual and contact your local Powers branch office or distributor for training.

Powder Loads

Specific load types are designed for each unique powder actuated tool. Offered as single units for single shot tools and collated in groups of 10 in plastic strips.



.22 CALIBER "A" LOW VELOCITY LOADS				
FOR POWERS T1000, P1000, P2201, P7200, P2200, RAMSET® 721 AND M70, HILTI® DXE37 AND DXE72				
CAT. NO.	DESCRIPTION	STD. BOX	STD. CTN.	MASTER CTN.
50500	Gray, .22A	100	5000	-
50502	Brown, .22A	100	5000	240,000
50504	Green, .22A	100	5000	240,000
50506	Yellow, .22A	100	5000	240,000



.22 CALIBER LOADS				
FOR LADD CEILING MASTER TOOL (L1600)				
CAT. NO.	DESCRIPTION	STD. BOX	STD. CTN.	MASTER CTN.
50520	Purple - Ladd	100	5000	-



.27 CALIBER LONG LOADS				
FOR POWERS P3801, RAMSET® MD380 AND HILTI® DX600N				
CAT. NO.	DESCRIPTION	STD. BOX	STD. CTN.	MASTER CTN.
50612	Red, .27 long	100	2500	100,000
50614	Purple, .27 long	100	2500	100,000



.25 CALIBER 10 LOAD STRIPS				
FOR POWERS P355 AND HILTI® DX35				
CAT. NO.	DESCRIPTION	STD. BOX	STD. CTN.	MASTER CTN.
50570	Green, .25 strip	100	1000	20,000
50574	Yellow, .25 strip	100	1000	20,000
50578	Red, .25 strip	100	1000	20,000

MASTER PACK				
CAT. NO.	DESCRIPTION	STD. BOX	STD. CTN.	MASTER CTN.
50572	Green, .25 strip	1000	20000	-
50576	Yellow, .25 strip	1000	20000	-
50580	Red, .25 strip	1000	20000	-



Safety Strip®

The safety strip is molded in a special length to provide a visual indication that the tool is loaded.

.27 CALIBER SAFETY STRIP LOADS				
FOR POWERS P3500, PA3500, PA351, P3600, RAMSET® SA270, VIPER, HILTI® DX350, DX36M, DX451 AND DX460				
CAT. NO.	DESCRIPTION	STD. BOX	STD. CTN.	STD. CTN.
50620	Brown, .27 safety strip	100	1000	1000
50622	Green, .27 safety strip	100	1000	1000
50626	Yellow, .27 safety strip	100	1000	1000
50630	Red, .27 Safety Strip	100	1000	1000

MASTER PACK				
CAT. NO.	DESCRIPTION	STD. BOX	STD. CTN.	MASTER CTN.
50624	Green, .27 safety strip	1000	10,000	10,000
50628	Yellow, .27 safety strip	1000	10,000	10,000
50632	Red, .27 safety strip	1000	10,000	10,000

Ramset® is a registered trademark of Illinois Tool Works, Inc. Hilti® is a registered trademark of Hilti, Inc.



.27 CALIBER 10 LOAD STRIPS				
FOR POWERS P3600, HILTI® DX350, DX36M, DX451 AND DX460				
CAT. NO.	DESCRIPTION	STD. BOX	STD. CTN.	MASTER CTN.
50606	Purple, .27 strip	100	1000	20,000

	Page	Dimensions		Base Material											Code Recognition		
		Diameter	Length	Concrete	High Strength / Concrete Precast Concrete	Lightweight Concrete	Lightweight Concrete On Metal Deck	Wood Sill Plate to Concrete	Grouted Concrete Masonry	Hollow Concrete Masonry	Brick Masonry	Plywood to Light Gauge Steel	A36/A572 Steel	Wood to Steel		Stick-E Accessories	
Trak-It C5 Pins	Straight Pins (Smooth Shank)	48	0.102"	3/4" : 1" : 1-1/4" : 1-1/2"	●		●	●		○	○	○				●	ICC-ES ESR-3275 LARR-25920
	Straight Pins (Smooth Shank)	48	0.145"	3/4" : 1"	●	○	●	●		○	○		●				ICC-ES ESR-3275 LARR-25920
	Steel Pins	48	0.120"	0.500" : 0.680" : 0.730"													ICC-ES ESR-3275 LARR-25920
	Step Shank Pins	48	0.145" : 0.102"	1-1/4" : 1-1/2"	●	●				○	○						ICC-ES ESR-3275 LARR-25920
	Stick-E Pins (Step Shank)	48	0.120" : 0.088"	0.780"	●	○	●	●		●	●	○				●	
	Plywood to Steel Pins (Special Knurl Shank with Rolled Point)	48	0.102"	1-3/8"									●			Denz-Glass Washer	
Trak-It C4 Pins	1/2" Steel Pins (Step Shank w Rolled Point)	49	0.102"	1/2"									●		●	ICC-ES ESR-3275 LARR-25856	
	Standard Pins (Smooth Shank w Rolled Point)	49	0.145"	3/4" : 1"	●	○	●	●		○	○						ICC-ES ESR-3275 LARR-25856
	Wood to Concrete Taper Pins	49	0.137"	2-9/16"	●		●		●	●	○						ICC-ES ESR-3275 LARR-25856
	Plywood to Steel Pins (Spiral Knurl Shank w Rolled Point)	49	0.120"	0.500" : 0.680" : 0.730"									●				
	Bullseye Pins (Step Shank w Rolled Point)	49	0.120" : 0.102"	0.500" : 0.680" : 0.730"	●	●				○	○						
	ACQ Coated Step Shank Pins	49	0.145"	1-1/2" to 2"	●	●	○			○	○	○			●		
Trak-It C3 Pins	1/2" Steel Pins (Step Shank w Rolled Point)	50	0.120" : 0.102"	1/2"									●			ICC-ES ESR-2036 LARR-25523	
	Standard Pins (Smooth Shank w Rolled Point)	50	0.102"	3/4" : 1" : 1-1/4" : 1-1/2"	●		●	●		●	●	○				ICC-ES ESR-2036 LARR-25523	
	Plywood to Steel Pins (Spiral Knurl Shank w Rolled Point)	50	0.102"	1-3/8"									●		Denz-Glass Washer		
	Bullseye Pins (Step Shank w Rolled Point)	50	0.120" : 0.102"	1-1/16" : 3/4" : 1"		●											
Stick-E Pins (Step Shank)	50	0.102" : 0.088"	0.780" : 1"	●	○	●	●		●	●	○				●		

● Suitable

○ May be Suitable

Trak-It® C5

Gas Fastening System

SIZE RANGE

Concrete, Lightweight Concrete, Hollow and Grouted CMU, Masonry & Steel

The all new fuel injected Trak-It C5 cordless concrete pin nailer is the lightest and smallest tool in its class, resulting in less operator fatigue and a better overall ergonomic feel. C5 has the greatest power output at 105 Joules, which allows for shooting into even the hardest concrete, able to shoot pins up to 1-1/2" in length, and is the only tool in its class that shoots .102, .108, .120 and .145 diameter pins. No other tool can make this claim!



TRAK-IT C5 TOOL

CAT. NO.	DESCRIPTION	PIN LENGTH	STD. BOX	STD. CTN.
55142	C-5 Gas Tool Long Deep Track	1-1/4"	1	-
55144	C-5 Gas Tool Short Track	1-1/2"	1	-
55148	C-5 Gas Tool Long Track	1-1/2"	1	-

TOOL ACCESSORIES

CAT. NO.	DESCRIPTION	STD. BOX	STD. CTN.
56342	Accessory Deep Track	1-1/4"	1
55583	Battery	1	-
56346	Accessory Short Track	1-1/2"	1
56344	Accessory Long Track	1-1/2"	1

Note: Short track tool for 1.5" pins which does not shoot deep track can be ordered under part number 55144
 Note: Long track tool for 1.5" pins which does not shoot deep track can be ordered under part number 55148



FUEL CELLS

CAT. NO.	DESCRIPTION	STD. BOX	STD. CTN.
55302	Fuel Cell	20	80
55301	100 per box	100	-

CODE LISTED
ICC-ES ESR-3275

CITY OF LOS ANGELES
LARR-25920 (Concrete)



STANDARD 0.102 STRAIGHT PINS

CAT. NO.	SHANK DIA.	LENGTH	STEP DIA.	PLATE	KNURL/ SPIRAL	STD. BOX	STD. CTN.
55310	0.102"	3/4"	-	Zinc	-	800	4,000
55312	0.102"	1"	-	Zinc	-	800	4,000
55314	0.102"	1-1/4"	-	Zinc	-	800	4,000
55316	0.102"	1-1/2"	-	Zinc	-	800	4,000



STANDARD 0.145 STRAIGHT PINS

CAT. NO.	SHANK DIA.	LENGTH	STEP DIA.	PLATE	KNURL/ SPIRAL	STD. BOX	STD. CTN.
55318	0.145"	3/4"	-	Zinc	-	800	4,000
55320	0.145"	1"	-	Zinc	-	800	4,000



CONCRETE AND STEEL PINS STRUCTURAL

CAT. NO.	SHANK DIA.	LENGTH	STEP DIA.	PLATE	KNURL/ SPIRAL	STD. BOX	STD. CTN.
55336	0.145"	1"	0.120"	Zinc	K	800	4,000
55338	0.145"	1-1/4"	0.120"	Zinc	K	800	4,000
55322	0.145"	1-1/4"	0.102"	Zinc	-	800	4,000
55324	0.145"	1-1/2"	0.102"	Zinc	-	800	4,000

New!



55325



55326

SPECIALTY TAPERED SHORT PINS

CAT. NO.	SHANK DIA.	LENGTH	STEP DIA.	PLATE	KNURL/ SPIRAL	STD. BOX	STD. CTN.
55325	0.120"	1/2"	-	Zinc	-	800	4,000
55326	0.120"	1/2"	0.102"	Zinc	K	800	4,000
55328	0.120"	0.680"	0.102"	Zinc	K	800	4,000
55330	0.120"	0.730"	0.102"	Zinc	K	800	4,000
55342	0.102"	0.780"	0.088"	Zinc	K	800	4,000



SPECIALTY SPIRAL KNURL PIN

CAT. NO.	SHANK DIA.	LENGTH	STEP DIA.	PLATE	KNURL/ SPIRAL	STD. BOX	STD. CTN.
55340	0.108"	1 3/8"	0.102"	Zinc	KS	800	4,000

Trak-It® C4 EX

Gas Fastening System

SIZE RANGE

Concrete, Lightweight Concrete, Hollow and Grouted CMU, Masonry & Steel



Trak-It C4 EX is a gas-powered fastening system used for light-duty static applications including drywall track to concrete, block or steel, wire lath to concrete or block, furring strips to concrete or block and plywood to concrete and block base materials.

This high performance tool gives the same quality and performance as what you are accustomed to in the C4 model

but with an additional 20% more power. It's specifically designed for high speed and consistency. One fuel cell shoots 800 fasteners. One major advantage over Powder actuated tools is that you do not require an operator's license.

TRAK-IT C4 EX HIGH PERFORMANCE TOOL

CAT. NO.	DESCRIPTION	STD. BOX	STD. CTN.
55127	C4 EX	1	1



TRAK-IT C3 & C4 FUEL CELLS

CAT. NO.	DESCRIPTION	STD. BOX	STD. CTN.
55010	■ Trak-It C3 Fuel Cell	20	80
55115	■ Trak-It C4 Fuel Cell	12	72

Works in temperatures down to 10°F.



TRAK-IT ACCESSORIES

CAT. NO.	DESCRIPTION	STD. BOX	STD. CTN.
55618	Replacement Trak-It ChargerBase	1	1
55619	Replacement Trak-It Charger Adapter Cord (110V)	1	1
55583	Extra Battery for Trak-It Tool	1	1

Trak-It® C4 CZ

Gas Fastening System

SIZE RANGE

Concrete, Lightweight Concrete, Hollow and Grouted CMU, Masonry & Steel



Single shot gas fastening tool used for light duty static load applications. This unique tool has 30% more power than most competitive tools on the market. Its ability to shoot .300 headed pins and 8mm headed pins up to 3 inches in length make it both versatile and user friendly. Shank diameters include .157, .145 and 8mm; a fuel cell contains enough

gas to install up to 800 to 1200 fasteners. Operations of gas fastening systems do not require special safety training or licensing.

TRAK-IT C4 CZ SINGLE SHOT TOOL

CAT. NO.	DESCRIPTION	STD. BOX	STD. CTN.
55133	C4 Single Shot Tool	1	1



TRAK-IT FUEL CELLS

CAT. NO.	DESCRIPTION	STD. BOX	STD. CTN.
55015	■ Red Nailing Gas Fuel Cell	12	12

CODE LISTED
ICC-ES ESR-3275

CITY OF LOS ANGELES
LARR-25856 (Concrete)



TRAK-IT C4 PINS AND WASHERS

CAT. NO.	DESCRIPTION	SHANK DIA.	STD. BOX	STD. CTN.
55161	1/2" Pin, Knurled	0.102"	800	4000
55111	3/4" Pin	0.102"	800	4000
55130	3/4" Pin	0.145"	800	4000
55113	1" Pin	0.102"	800	4000
55132	1" Pin	0.145"	800	4000
55134	1-1/4" Step Shank Pin	0.145"	800	4000
55173	1-1/4" Wood/Steel Knurled	0.145"	800	4000
55169	1-1/4" Step Shank Knurled ACQ	0.145"	800	4000
55118	1-1/2" C4 Pin	0.102"	800	4000
55136	1-1/2" Step Shank Pin	0.145"	800	4000
55174	2" Wood/Steel Knurled	0.145"	800	4000
55171	2" Step Shank Knurled ACQ	0.145"	800	4000
55139	2-1/4" Step Shank Pin	0.145"	800	4000
55128	2-1/2" Pin	0.102"	800	4000
55140	2-1/2" Step Shank Pin	0.145"	800	4000
55145	2-9/16" Pin (Mechanically Galvanized)	0.137"	800	4000

Each box of pins come packaged with one fuel cell.


C3 Trak-It® Pins



1/2" STEEL PIN (STEP SHANK WITH ROLLED POINT) C3

CAT. NO.	DESCRIPTION	SHANK DIA.	STD. BOX	STD. CTN.
55020	1/2" Steel Pin	0.120/0.102	1000	5000

Designed for use in A36 and A572 steel beams, purlins, and bar joist. Each box of pins come packaged with one fuel cell.



STANDARD PINS (SMOOTH SHANK WITH ROLLED POINT) C3

CAT. NO.	DESCRIPTION	SHANK DIA.	STD. BOX	STD. CTN.
55022B	3/4" Black	0.102	1000	5000
55024	1" Zinc	0.102	1000	5000
55026	1-1/4" Zinc	0.102	1000	5000
55028	1-1/2" Zinc	0.102	1000	5000

Designed for use in concrete and masonry. All pins are zinc plated for a minimum level of corrosion resistance. Each box of pins come packaged with one fuel cell.



PLYWOOD TO STEEL PINS (SPIRAL SHANK WITH ROLLED POINT) C3

CAT. NO.	DESCRIPTION	SHANK DIA.	STD. BOX	STD. CTN.
55036	1-3/8" Zinc	0.102"	1000	5000

Designed for use to attach plywood to light gage steel framing. Each box of pins come packaged with one fuel cell.



BULLSEYE PINS (STEP SHANK WITH ROLLED POINT) C3

CAT. NO.	DESCRIPTION	SHANK DIA.	STD. BOX	STD. CTN.
55087	730 Step Shank Pin	0.102"	1000	5000
55080	780 Step Shank Pin	0.102"	1000	5000
55081	1" Step Shank Pin	0.102/0.088"	1000	5000

Designed for use in hard aggregate and precast concrete. Each box of pins come packaged with one fuel cell.

Trak-It® STICK-E

Designed for use in concrete and masonry. Pins are zinc plated or coated with black oxide for a minimum level of corrosion resistance. Plastic collation breaks completely free of pin during installation. Each box of pins come packaged with one fuel cell.



STICK-E MINI CONDUIT CLIP

CAT. NO.	DESCRIPTION	STD. BOX	STD. CTN.
55064	Mini Conduit Clip 1/2"	100	1000
55066	Mini Conduit Clip 3/4"	100	1000
55068	Mini Conduit Clip 1"	100	1000



STICK-E MINI CABLE TIE DONUT

CAT. NO.	DESCRIPTION	STD. BOX	STD. CTN.
55076	Cable Tie Donut	100	1000



STICK-E CONDUIT CLIP (ONE HOLE STRAP)

CAT. NO.	DESCRIPTION	STD. BOX	STD. CTN.
55059	Conduit Clip 1/2"	100	1000
55061	Conduit Clip 3/4"	100	1000
55063	Conduit Clip 1"	100	1000



STICK-E BX CLIP

CAT. NO.	DESCRIPTION	STD. BOX	STD. CTN.
55054	3/8" BX Clips	100	1000



STICK-E BRIDAL RING

CAT. NO.	DESCRIPTION	STD. BOX	STD. CTN.
55094	Bridal Ring 1-1/4"	100	1000
55095	Bridal Ring 1-1/2"	100	1000
55096	Bridal Ring 2"	100	1000



STICK-E STRAP WASHER

CAT. NO.	DESCRIPTION	STD. BOX	STD. CTN.
55062	Strap Washer 1/2" Diameter	100	1000



STICK-E ROD HANGER

CAT. NO.	DESCRIPTION	STD. BOX	STD. CTN.
55050	Rod Hanger 1/4"	100	1000
55052	Rod Hanger 3/8"	100	1000



STICK-E REBAR BASKET CLIP

CAT. NO.	DESCRIPTION	STD. BOX	STD. CTN.
55070	#3 & #4 Bar	100	1000



STICK-E RIGHT ANGLE CLIP

CAT. NO.	DESCRIPTION	STD. BOX	STD. CTN.
55092	Right Angle Clip (Wire Hole 0.278")	100	1000



STICK-E INSULATION WASHER

CAT. NO.	DESCRIPTION	STD. BOX	STD. CTN.
55042	Insulation Washer 1-7/16"	100	1000



STICK-E LATHING WASHER

CAT. NO.	DESCRIPTION	STD. BOX	STD. CTN.
55040	Lathing Washer 1" with Holes	100	1000



STICK-E STAINLESS STEEL SEALING WASHER

CAT. NO.	DESCRIPTION	STD. BOX	STD. CTN.
55043	SS Sealing Washer 3/4"	100	1000



STICK-E DENZ-TIGHT™ PIN WASHER

CAT. NO.	DESCRIPTION	STD. BOX	STD. CTN.
55157	Denz-Tight Pin Washer	100	1000



STICK-E SQUARE WASHER

CAT. NO.	DESCRIPTION	STD. BOX	STD. CTN.
55149	1" Square Washer	800	1000

	Page	Base Material							Insulation Thickness													Coating/Material						
		Steel Deck	Wood Deck	Concrete Deck	Lightweight Concrete Deck	Insulating Cover	Cement Wood Fiber	Gypsum	1"	2"	3"	4"	5"	6"	7"	8"	9"	10"	11"	12"	13"	Perma-Seal Coated Carbon Steel	Stainless Steel	Galvalume	Engineered Plastic			
Perma-Seal Roofing Spike	53			●				●	●	●	●	●	●	●	●	●	●	●	●	●	●	●	●	●				
Powerlite	53				●	○	●	●	●	●	●	●	●	●	●	●	●	●										●
Deck Screws	54	●	●					●	●	●	●	●	●	●										●				
Twin Fast Screws	54	●																										
Stress Plates	54																								●	●	●	

- Suitable
- May be Suitable



Spike® (Perma-Seal®)

Roofing Anchor

BASE MATERIAL	Concrete
SIZE RANGE	3/16" x 1" to 1/4" x 14"
ANCHOR MATERIAL	Perma-Seal Coated Carbon Steel

For roofing applications, the Spike is a one-piece, vibration resistant anchor available in 1/4" diameter for use in fastening insulation, single-ply membrane, wood, and metal to structural concrete roof decks. This version of the SPIKE has a Perma-Seal coating a proprietary fluoropolymer which meets the corrosion resistance requirements of FMRC Standard 4470. It is designed for use in conjunction with Powers insulation or membrane stress plates.

PERMA-SEAL SPIKE					
CAT. NO.	ANCHOR SIZE	DRILL DIA.	MIN. EMBED.	STD. BOX	STD. CTN.
3811	1/4" x 1-1/4"	1/4"	7/8"	500	500
3723	1/4" x 1-1/2"	1/4"	7/8"	500	500
3725	1/4" x 2"	1/4"	1-1/4"	500	500
3727	1/4" x 2-1/2"	1/4"	1-1/4"	500	500
3729	1/4" x 3"	1/4"	1-1/4"	500	500
3731	1/4" x 3-1/2"	1/4"	1-1/4"	500	500
3733	1/4" x 4"	1/4"	1-1/4"	500	500
3735	1/4" x 4-1/2"	1/4"	1-1/4"	500	500
3737	1/4" x 5"	1/4"	1-1/4"	500	500
3739	1/4" x 5-1/2"	1/4"	1-1/4"	500	500
3741	1/4" x 6"	1/4"	1-1/4"	250	250
3743	1/4" x 6-1/2"	1/4"	1-1/4"	250	250
3745	1/4" x 7"	1/4"	1-1/4"	250	250
3747	1/4" x 7-1/2"	1/4"	1-1/4"	250	250
3749	1/4" x 8"	1/4"	1-1/4"	250	250
3753	1/4" x 9"	1/4"	1-1/4"	250	250
3757	1/4" x 10"	1/4"	1-1/4"	250	250
3765	1/4" x 11"	1/4"	1-1/4"	100	100
3769	1/4" x 12"	1/4"	1-1/4"	100	100
3773	1/4" x 13"	1/4"	1-1/4"	100	100
3777	1/4" x 14"	1/4"	1-1/4"	100	100



SPIKE INSTALLATION TOOLS FOR ROOFING APPLICATIONS			
CAT. NO.	DESCRIPTION	GUIDE I.D.	STD. BOX
3790	SPIKE Driver 1000	1/2"	1
3791	SPIKE Driver 2000	1/2"	1



Powerlite™

Roofing Anchor

BASE MATERIAL	Structural Cement Wood Fiber, Gypsum, or Lightweight Concrete
SIZE RANGE	2" to 14" Lengths
ANCHOR MATERIAL	Reinforced Engineered Nylon

The Powerlite is a fastener used to mechanically attach rigid insulation board and single-ply membrane to structural cement wood fiber, gypsum, and lightweight insulating concrete roof decks. The fastener is used in conjunction with insulation and membrane stress plates. The plates are manufactured with four barbs on the underside that grip the insulation board or single-ply membrane preventing rotation.

POWERLITE ROOFING ANCHOR			
CAT. NO.	LENGTH	MIN. EMBED.	STD. CTN.
4670	2"	1-1/2"	500
4671	2-1/2"	1-1/2"	500
4669	2-3/4"	1-1/2"	500
4672	3"	1-1/2"	500
4673	3-1/2"	1-1/2"	500
4674	4"	1-1/2"	500
4675	4-1/2"	1-1/2"	500
4676	5"	1-1/2"	500
4677	5-1/2"	1-1/2"	500
4678	6"	1-1/2"	500
4679	6-1/2"	1-1/2"	500
4680	7"	1-1/2"	250
4681	7-1/2"	1-1/2"	250
4683	8"	1-1/2"	250
4684	8-1/2"	1-1/2"	250
4685	9"	1-1/2"	250
4686	9-1/2"	1-1/2"	250
4687	10"	1-1/2"	250
4688	11"	1-1/2"	250
4689	12"	1-1/2"	250
4691	13"	1-1/2"	250
4692	14"	1-1/2"	250

POWERLITE PLATES (GALVALUME)		
CAT. NO.	LENGTH	STD. CTN.
3876	2" Powerlite Membrane Plate	500
3896	3" Powerlite Insulation Plate	500

POWERLITE INSTALLATION ACCESSORIES		
CAT. NO.	DESCRIPTION	STD. BOX
4695	Powerlite Bit Tip	1
4696	Powerlite Bit Holder	1



Deck Screws

Roofing Anchor

BASE MATERIAL	Steel, Wood or Concrete Roof Decks
SIZE RANGE	No. 12 x 1-5/8" to No. 12 x 8"
ANCHOR MATERIAL	Perma-Seal Coated Carbon Steel

Deck Screws are designed for attaching rigid insulation board, single ply membrane, and wood blocking to steel and wood decks. Available sizes include No. 12 diameters in carbon steel with either hex washer or Phillips-style heads. The Deck Screws are used in conjunction with insulation or membrane plates and can also be used with batten bar. For corrosion protection the screws are coated with Perma-Seal coating, a proprietary fluoropolymer, which meets the requirements of Factory Mutual Standard 4470.

PERMA-SEAL COATED NO.12 PH DECK SCREW				
CAT. NO.	SIZE	THREAD LENGTH	STD. BOX	STD. CTN.
2613	No. 12 x 1-5/8"	1-1/2"	1000	1000
2618	No. 12 x 2-1/4"	2"	1000	1000
2624	No. 12 x 2-7/8"	2-5/8"	1000	1000
2530	No. 12 x 3-1/4"	3"	1000	1000
2632	No. 12 x 3-3/4"	3"	1000	1000
2636	No. 12 x 4-1/2"	3"	1000	1000
2640	No. 12 x 5"	3"	1000	1000
2648	No. 12 x 6"	4"	1000	1000
2656	No. 12 x 7"	4"	500	500
2664	No. 12 x 8"	4"	500	500

DRIVER BITS FOR DECK SCREWS		
CAT. NO.	SIZE	STD. BOX
3585	No. 3 Phillips Power Bit (2")	1
3590	1/4" Hex Bit (1-7/8")	1



Twin Fast Screws

Roofing Anchor

TWIN FAST SCREWS		
CAT. NO.	SIZE	STD. BOX
2210*	8-18 x 1/2" Pan Head	
2225*	10-16 x 3/4" Hex Head	
2229*	10-16 x 1" Hex Head	

* Discontinued item once current stock exhausted.

Stress Plates

BASE MATERIAL	Insulation, Single-Ply Roofing Materials
SIZE RANGE	2" and 3" Round
ANCHOR MATERIAL	Stainless Steel or Galvalume Disk

Stress plates are designed for use with Deck Screws and Spike anchors. Stress plates can be grouped into two categories; insulation plates and membrane plates. Insulation plates, as the term implies, are used when mechanically attaching rigid foam insulation to roof decks. They are manufactured in a 3" diameter for use with No. 12, No. 14, and No. 15 Deck Screws™, 3/16" and 1/4" Spike anchors, and 1/4" Speed Lock Toggles. Two carbon steel plates, a Type 304 stainless steel plate, disc are available. A recessed plate is available for use with the No. 12 hex washer head screws. For corrosion resistance, a Galvalume coating is applied to the carbon steel plates. Membrane plates, sometimes called lap plates, are used when mechanically attaching single ply material in the area of the lap or seam. They are manufactured in a 2" diameter for use with No. 12 Deck Screws and 1/4" Spike anchors.



INSULATION PLATES - FOR PH SCREWS				
CAT. NO.	SIZE	PLATE THICKNESS	MATERIAL	STD. CTN.
3880	3" round	.019"	Galvalume	500
3881*	3" round	.019"	Stainless Steel	500

* Discontinued item once current stock exhausted.

MEMBRANE PLATES				
CAT. NO.	SIZE	PLATE THICKNESS	MATERIAL	STD. CTN.
3878	2" round barbed	.034"	Galvalume	1000

Stainless Steel Sealing and Plastic Washers

Stainless Steel Sealing and Plastic Washers are typically used with 1/4" diameter anchors for roof flashing, termination bar and dissimilar metal applications.



SEALING WASHER TYPE 304 STAINLESS STEEL WITH EPDM SEAL			
CAT. NO.	SIZE	STD. BOX	STD. CTN.
2896	1/4" (ID) x 1-1/8" (OD)	100	1000



PLASTIC WASHER			
CAT. NO.	SIZE	STD. BOX	STD. CTN.
3994	1/4" (ID) x 1-1/2" (OD) Poly	1000	-

	Page	Diameter																												
		1/8"	5/32"	3/16"	7/32"	1/4"	9/32"	5/16"	3/8"	7/16"	1/2"	9/16"	5/8"	11/16"	3/4"	27/32"	7/8"	1"	1-1/8"	1-1/4"	1-3/8"	1-1/2"	1-5/8"	1-3/4"	2"	2-1/2"	3"	3-1/2"	4"	5"
Fat-Head	56			●		●		●	●	●	●	●																		
S-4 Plus SDS	56		●	●	●	●		●	●	●	●	●	●	●	●	●	●	●												
Industrial Grade	57		●	●	●	●		●	●		●		●																	
Quatro Head SDS	57											●		●		●		●	●											
4-X Cutter SDS-Max Shank	57										●	●	●	●	●		●	●	●	●	●	●								
4-X Cutter Spline Shank	58											●		●		●		●	●	●	●	●								
Single Tip Spline Shank	58										●	●	●	●	●	●	●	●	●	●	●	●		●	●					
HD Straight Shank	58	●	●	●		●	●		●	●		●		●																
IG Straight Shank	58	●		●		●	●	●	●	●	●	●	●	●	●	●	●	●												
"A" Taper shank	59					●						●		●																
Rotary Carbide Bits	59	●		●		●	●		●		●		●		●															
Rebar Cutter	59										●	●	●	●	●		●	●		●										
Heavy Duty Chisels	59																	●			●				●					
One & Two Piece Core Bits	60																							●	●	●	●	●	●	●

- Suitable
- May be Suitable



FatHead™ Bits

Solid Carbide Head Carbide Drill Bits

USE IN
Rotary hammer with SDS chuck or SDS adapter

SIZE RANGE
3/16" x 4-1/4" to 9/16" x 18"

Powers FatHead combines an intelligent, innovative geometry with uncompromising quality in its detail. This is reflected in prolonged durability, precision drill holes and exceptional low vibration - even when the going gets tough. A premium tool for anyone who has to drill into reinforced concrete or natural stone.

FATHEAD CARBIDE DRILL BITS			
CAT. NO.	SIZE	USABLE LENGTH	STD. TUBE
0701	3/16" x 4-1/2"	2"	1
0703	3/16" x 6-1/2"	4"	1
0705	3/16" x 8-1/2"	6"	1
0707	3/16" x 10-1/2"	8"	1
0709	3/16" x 12"	10"	1
0711	1/4" x 4-1/2"	2"	1
0713	1/4" x 6-1/2"	4"	1
0715	1/4" x 8-12"	6"	1
0717	1/4" x 10-1/4"	8"	1
0719	1/4" x 12"	10"	1
0721	5/16" x 6-1/2"	4"	1
0723	5/16" x 12"	10"	1
0727	3/8" x 6-1/2"	4"	1
0729	3/8" x 12"	10"	1
0731	3/8" x 18"	16"	1
0733	7/16" x 6-1/4"	4"	1
0735	7/16" x 12-1/4"	10"	1
0739	1/2" x 6-1/2"	4"	1
0741	1/2" x 12"	10"	1
0743	1/2" x 18"	16"	1
0745	9/16" x 6-1/2"	4"	1
0747	9/16" x 12-1/4"	10"	1
0751	5 Piece Drill Set Kit includes 3/16", 1/4", 5/16", 3/8" and 1/2" diameter bits (all 6" overall)		1



SDS-Plus / S-4 Plus SDS

Carbide Drill Bits

USE IN
Rotary hammer with SDS chuck or SDS adapter

SIZE RANGE
5/32" x 6" to 1" x 18"

S-4 Plus SDS Carbide Drill Bits are designed for use in a rotary hammer equipped with an SDS (slotted drive shaft) type chuck. The bits are manufactured to conform with ANSI Standard B212.15 and can be used to drill in concrete, block, brick, and soft stone.

SDS-PLUS / S-4 PLUS SDS CARBIDE DRILL BITS			
CAT. NO.	SIZE	USABLE LENGTH	STD. POUCH
0302	5/32" x 6-1/2"	4-1/2"	1
0304	3/16" x 4-1/2"	2-1/2"	1
0306	3/16" x 6-1/2"	4-1/2"	1
0308	3/16" x 8-1/2"	6-1/2"	1
0310	3/16" x 10"	8"	1
0312	3/16" x 12"	10"	1
0314	3/16" x 14"	12"	1
0316	7/32" x 8-1/4"	6"	1
0317	7/32" x 11"	8"	1
0318	7/32" x 14"	12"	1
0319	7/32" x 16"	14"	1
0320	1/4" x 4-1/2"	2"	1
0321	1/4" x 6-1/2"	4"	1
0322	1/4" x 8-1/2"	6-1/2"	1
0323	1/4" x 11"	9"	1
0324	1/4" x 14"	12"	1
0325	1/4" x 16"	14"	1
0327	1/4" x 20"	18"	1
0329	5/16" x 6-1/4"	4-1/4"	1
0331	5/16" x 12"	10"	1
0333	3/8" x 6-1/2"	4-1/4"	1
0334	3/8" x 10-1/4"	8-1/4"	1
0336	3/8" x 12-1/4"	10-1/4"	1
0338	3/8" x 18"	16"	1
0339	3/8" x 24"	22"	1
0341	7/16" x 6-1/4"	4-1/4"	1
0343	7/16" x 12-1/4"	10-1/4"	1
0346	1/2" x 6-1/2"	4-1/4"	1
0348	1/2" x 10-1/4"	8-1/4"	1
0349	1/2" x 12-1/4"	10-1/4"	1
0351	1/2" x 18"	16"	1
0352	1/2" x 24"	22"	1
0354	9/16" x 6-1/4"	4-1/4" -	1
0355	9/16" x 10-1/4"	8"	1
0359	5/8" x 7-3/4"	6"	1
0361	5/8" x 12"	10"	1
0362	5/8" x 18"	16"	1
0364	11/16" x 8"	6"	1
0365	11/16" x 12"	10"	1
0368	3/4" x 8"	6"	1
0370	3/4" x 12"	10"	1
0371	3/4" x 18"	16"	1
0373	27/32" x 8"	6"	1
0375	7/8" x 8"	6"	1
0376	7/8" x 12"	10"	1
0377	7/8" x 18"	16"	1
0379	1" x 8"	6"	1
0380	1" x 10"	8"	1
0381	1" x 12"	10"	1
0382	1" x 18"	16"	1
0394†	Spline to SDS Adapter	-	1
0396†	SDS Max Adapter	-	1

† Use of SDS-Plus drill bit in larger rotary hammers with an adapter will reduce bit life.

SDS-PLUS / S-4 PLUS SDS CARBIDE DRILL BIT BULK PACKS				
CAT. NO.	SIZE	USABLE LENGTH	BITS PER PACK	
0662	5/32" x 6-1/2"	4-1/4"	25	
0664	3/16" x 4-1/2"	2-1/4"	25	
0666	3/16" x 6-1/2"	4-1/4"	25	
0668	3/16" x 8-1/2"	6-1/4"	25	
0670	3/16" x 10"	8"	25	
0675	7/32" x 6-1/4"	4"	25	
0676	7/32" x 8-1/4"	6"	25	
0677	7/32" x 11"	8"	25	
0680	1/4" x 4-1/2"	2-1/4"	25	
0681	1/4" x 6-1/2"	4-1/4"	25	
0682	1/4" x 8-1/2"	6-1/4"	25	
0683	1/4" x 11"	9"	25	
0689	5/16" x 6-1/4"	4-1/4"	25	
0693	3/8" x 6-1/2"	4-1/4"	25	
0696	1/2" x 6-1/2"	4-1/4"	15	
0697	5/8" x 7-3/4"	6-1/4"	15	



SDS-PLUS ACCU STOP BIT FOR DROPIN*				
CAT. NO.	SIZE	USABLE LENGTH	BITS PER PACK	
00391	SDS-Plus 3/8" Concrete Accu-Bit	for 1/4" Dropin	1	
00397	SDS-Plus 1/2" Concrete Accu-Bit	for 3/8" Dropin	1	
00410	SDS-Plus 5/8" Concrete Accu-Bit	for 1/2" Dropin	1	
00418	SDS-Plus 7/8" Concrete Accu-Bit	for 5/8" Dropin	1	
00419	SDS-Plus 1" Concrete Accu-Bit	for 3/4" Dropin	1	

For Smart DI+ Stop Bits see page 16.



STOSDS-PLUS ACCU STOP BIT FOR MINI DROPIN				
CAT. NO.	SIZE	USABLE LENGTH	BITS PER PACK	
00392	SDS-Plus 3/8" Concrete Accu-Bit	for 1/4" Mini Dropin	1	
00398	SDS-Plus 1/2" Concrete Accu-Bit	for 3/8" Mini Dropin	1	
00411	SDS-Plus 5/8" Concrete Accu-Bit	for 1/2" Mini Dropin	1	

Quatro Head SDS-Plus Carbide Drill Bits are designed to reduce vibration and noise. These bits produce rounder and more accurately located anchor holes.



QUATRO HEAD SDS-PLUS CARBIDE DRILL BITS				
CAT. NO.	SIZE	USABLE LENGTH	STD. POUCH	
7094	1-1/8" x 18"	16"	1	
7095	1-1/4" x 18"	16"	1	



Industrial Grade Bits (Value Paks)

Carbide Drill Bits fits SDS®

USE IN				
Rotary hammer with SDS chuck or SDS adapter				
SIZE RANGE				
5/32" x 6" to 5/8" x 8"				

These carbide bits are designed to be used in rotary hammer equipment with a slotted drive shank. Available in bulk pack quantities only with the large volume user in mind. These bits meet are manufactured to conform with ANSI standard B212.15 and can be used in concrete, block, brick and soft stone.

INDUSTRIAL GRADE VALUE PAK BITS				
CAT. NO.	DESCRIPTION	USABLE LENGTH	STD. BOX	STD. CTN.
0801	5/32" x 6-1/4"	4"	25	500
0803	3/16" x 4-1/4"	2"	25	450
0805	3/16" x 6-1/4"	4"	25	500
0807	3/16" x 8-1/4"	6"	25	450
0809	3/16" x 10"	7-1/2"	25	300
0811	7/32" x 6-1/4"	4"	25	500

CAT. NO.	DESCRIPTION	USABLE LENGTH	STD. BOX	STD. CTN.
0813	7/32" x 8-1/4"	6"	25	450
0815	7/32" x 10"	7-1/2"	25	300
0817	1/4" x 4-1/4"	2"	25	450
0819	1/4" x 6-1/4"	4"	25	500
0821	1/4" x 8-1/4"	6"	25	450
0823	1/4" x 11"	8-1/2"	25	300
0825	5/16" x 6-1/4"	4"	25	500
0827	3/8" x 6-1/4"	4"	25	300
0829	1/2" x 6-1/4"	3-1/2"	15	180
0831	5/8" x 8"	5"	15	120

* SDS® is a registered trademark of Robert Bosch Co.



SDS-Max®

USE IN	
Rotary hammer with SDS-Max chuck	
SIZE RANGE	
1/2" x 13" to 1-1/2" x 23"	

SDS-Max Carbide Drill Bits are designed for use in a rotary hammer equipped with a SDS-Max type chuck. The bits are manufactured to conform with ANSI Standard B212.15 and can be used to drill in concrete, block, brick, and soft stone.

4-X CUTTER HEAD SDS-MAX DRILL BITS				
CAT. NO.	SIZE	USABLE LENGTH	STD. TUBE	
8801 [†]	1/2" x 13-1/2"	8"	1	
8802 [†]	1/2" x 21-1/2"	16"	1	
8805 [†]	9/16" x 13-1/2"	8"	1	
8806 [†]	9/16" x 21-1/2"	16-1/2"	1	
8809	5/8" x 13-1/2"	8"	1	
8810	5/8" x 21-1/2"	16"	1	
8812	5/8" x 36"	31"	1	
8815	11/16" x 21-1/2"	16"	1	
8817	3/4" x 13-1/2"	8"	1	
8818	3/4" x 21-1/2"	16"	1	
8820	3/4" x 36"	31"	1	
8829	7/8" x 13-1/2"	8"	1	
8830	7/8" x 21-1/2"	16"	1	
8833	1" x 13-1/2"	8"	1	
8834	1" x 21-1/2"	16"	1	
8836	1" x 36"	31"	1	
8843	1-1/8" x 17"	10"	1	
8844	1-1/8" x 22-1/2"	18"	1	
8846	1-1/4" x 15"	10"	1	
8847	1-1/4" x 22-1/2"	18"	1	
8848	1-1/4" x 36"	31"	1	
8853	1-3/8" x 22-1/2"	18"	1	
8859	1-1/2" x 22-1/2"	18"	1	

SDS-Max is a registered trademark of Robert Bosch Co.
[†] 1/2" and 9/16" sizes have a standard single cutter tip and standard helical fluting.



Spline

USE IN
Rotary hammer with Spline chuck

SIZE RANGE
3/8" x 8" to 2" x 23"

Spline Carbide Drill Bits are designed for use in a rotary hammer equipped with a spline type chuck. The bits are manufactured to conform with ANSI Standard B212.15 and can be used to drill in concrete, block, brick, and soft stone. Both 4-X Cutter and single tip head styles are available.

4-X CUTTER HEAD SPLINE DRILL BITS

CAT. NO.	SIZE	USABLE LENGTH	STD. TUBE
7017	5/8" x 10"	5"	1
7020	5/8" x 16"	11"	1
7021	5/8" x 22"	17"	1
7023	5/8" x 27"	22"	1
7028	11/16" x 16"	11"	1
7031	3/4" x 10"	5"	1
7033	3/4" x 16"	11"	1
7035	3/4" x 22"	17"	1
7036	3/4" x 27"	22"	1
7037	3/4" x 36"	31"	1
7043	7/8" x 16"	11"	1
7045	7/8" x 22"	17"	1
7049	1" x 16"	11"	1
7051	1" x 22"	17"	1
7053	1" x 36"	31"	1
7057	1-1/8" x 16"	11"	1
7059	1-1/8" x 22"	17"	1
7064	1-1/4" x 16"	11"	1
7066	1-1/4" x 22"	17"	1
7069	1-1/4" x 36"	31"	1
7072	1-3/8" x 22"	17"	1
7077	1-1/2" x 22"	17"	1



SINGLE TIP SPLINE CARBIDE DRILL BITS

CAT. NO.	SIZE	USABLE LENGTH	STD. TUBE
1401	3/8" x 10"	5"	1
1402	3/8" x 13"	5"	1
1403	3/8" x 16"	11"	1
1405	7/16" x 13"	8"	1
1407	1/2" x 10"	5"	1
1408	1/2" x 13"	8"	1
1409	1/2" x 16"	11"	1
1410	1/2" x 22"	17"	1
1412	1/2" x 27"	22"	1
1413	1/2" x 36"	31"	1
1415	9/16" x 10"	5"	1
1418	5/8" x 10"	5"	1
1419	5/8" x 13"	8"	1
1420	5/8" x 16"	11"	1
1421	5/8" x 22"	17"	1
1424	5/8" x 36"	31"	1
1427	11/16" x 13"	8"	1
1431	3/4" x 10"	5"	1
1433	3/4" x 16"	11"	1
1434	3/4" x 22"	17"	1
1436	3/4" x 27"	22"	1
1437	3/4" x 36"	31"	1
1443	7/8" x 16"	11"	1
1444	7/8" x 22"	17"	1
1446	7/8" x 36"	31"	1
1449	1" x 16"	11"	1
1450	1" x 22"	17"	1
1453	1" x 36"	31"	1

CAT. NO.	SIZE	USABLE LENGTH	STD. TUBE
1457	1-1/8" x 16"	11"	1
1458	1-1/8" x 22"	17"	1
1464	1-1/4" x 16"	11"	1
1465	1-1/4" x 22"	18"	1
1470	1-3/8" x 16"	11"	1
1471	1-3/8" x 22"	17"	1
1477	1-1/2" x 22"	17"	1
1486	1-3/4" x 22"	17"	1
1490	2" x 22"	17"	1



HD Straight Shank Bits

USE IN
Hammer Drill
SIZE RANGE
1/8" x 3" to 3/4" x 24"

Heavy Duty Straight Shank Carbide Bits are designed for use in a hammer drill equipped with a 3 jaw Jacobs type chuck. The bits meet ANSI standards and can be used to drill in concrete, block, brick, and soft stone.

HD STRAIGHT SHANK BITS

CAT. NO.	DRILL SIZE	USABLE LENGTH	SHANK SIZE	STD. POUCH
0501	1/8" x 3"	2"	1/8"	1
0503	5/32" x 6"	4"	5/32"	1
0504	3/16" x 4"	2"	3/16"	1
0505	3/16" x 6"	4"	3/16"	1
0512	1/4" x 4"	2"	1/4"	1
0513	1/4" x 6"	4"	1/4"	1
0514	1/4" x 12"	7"	1/4"	1
0516	1/4" x 24"	22"	1/4"	1
0519	5/16" x 6"	4"	5/16"	1
0522	3/8" x 6"	4"	3/8"	1
0523	3/8" x 12"	10"	3/8"	1
0525	3/8" x 24"	22"	3/8"	1
0531	1/2" x 6"	4"	3/8"	1
0532	1/2" x 12"	10"	3/8"	1
0534	1/2" x 24"	22"	3/8"	1
0538	5/8" x 6"	4"	1/2"	1
0540	5/8" x 12"	10"	1/2"	1
0545	3/4" x 6"	4"	1/2"	1
0547	3/4" x 12"	10"	1/2"	1

BULK PACK

CAT. NO.	DRILL SIZE	BITS PER PACK
0593	1/4" x 4"	25
0594	1/4" x 6"	25
0595	3/8" x 6"	10




IG Straight Shank Bits

USE IN	Hammer Drill
SIZE RANGE	1/8" x 3" to 1" x 12"

Industrial Grade Straight Shank Carbide Bits are designed for use in a hammer drill equipped with a 3 jaw Jacobs type chuck. The bits meet ANSI standards and can be used to drill in concrete, block, brick, and soft stone.

IG STRAIGHT SHANK BITS				
CAT. NO.	DRILL SIZE	USABLE LENGTH	SHANK SIZE	STD. POUCH
0601	1/8" x 3"	2"	1/8"	1
0604	3/16" x 4"	2"	3/16"	1
0605	3/16" x 6"	4"	3/16"	1
0612	1/4" x 4"	2"	1/4"	1
0613	1/4" x 6"	4"	1/4"	1
0614	1/4" x 12"	10"	1/4"	1
0618	5/16" x 4"	2"	1/4"	1
0619	5/16" x 6"	4"	1/4"	1
0621	3/8" x 4"	2"	1/4"	1
0622	3/8" x 6"	4"	1/4"	1
0623	3/8" x 12"	10"	5/16"	1
0625	3/8" x 24"	22"	5/16"	1
0626	7/16" x 6"	4"	3/8"	1
0631	1/2" x 6"	4"	3/8"	1
0632	1/2" x 12"	10"	3/8"	1
0635	9/16" x 6"	4"	3/8"	1
0638	5/8" x 6"	4"	3/8"	1
0640	5/8" x 12"	10"	3/8"	1
0645	3/4" x 6"	4"	1/2"	1
0647	3/4" x 12"	10"	1/2"	1
0650	7/8" x 12"	10"	1/2"	1
0654	1" x 12"	10"	1/2"	1

BULK PACK		
CAT. NO.	DRILL SIZE	BITS PER PACK
0561	3/16" x 4"	50
0562	3/16" x 6"	50
0563	1/4" x 4"	25
0564	1/4" x 6"	25
0565	3/8" x 6"	10
0566	1/2" x 6"	10



"A" Taper Drill Bits

USE IN	Rotary Hammer with "A" Taper Chuck or Adapter
SIZE RANGE	1/4" x 6" to 3/4" x 12"

"A" Taper Drill Bits are designed for use in a rotary hammer equipped with an "A" Taper type chuck. The bits meet ANSI standards and can be used to drill in concrete, block, brick, and soft stone.

"A" TAPER BITS			
CAT. NO.	DRILL SIZE	USABLE LENGTH	STD. TUBE
0712	1/4" x 6"	4"	1

Rotary Carbide Drills

USE IN	Rotary Only Drill
SIZE RANGE	1/8" x 2-1/2" to 3/4" x 6"

Rotary Carbide Bits are designed for use in a rotation only drill equipped with a 3 jaw Jacobs type chuck. The bits meet ANSI standards with a positive rake tip and can be used to drill in soft or brittle masonry materials using rotation only. Fast spiral flutes are for fast drilling in soft to medium masonry materials such as block or brick. Deep fluted drills perform best in concrete where the wide fluting helps clean concrete chips and dust from the hole.



FAST SPIRAL ROTARY CARBIDE BITS					
CAT. NO.	DRILL SIZE	SHANK SIZE	USABLE LENGTH	OVERALL LENGTH	STD. TUBE
8500	1/8"	1/8"	1-3/4"	2-1/2"	1
8506	3/16"	3/16"	1-3/4"	3"	1
8508	1/4"	1/4"	1-3/4"	4"	1
8512	5/16"	1/4"	2-1/2"	4"	1
8514	3/8"	1/4"	2-1/2"	4"	1
8560	3/8"	1/4"	4-1/2"	6"	1
8520	1/2"	3/8"	4"	6"	1
8526	5/8"	1/2"	4"	6"	1
8570	5/8"	1/2"	10-1/2"	12"	1
8530	3/4"	1/2"	4"	6"	1

* Discontinued item once current stock exhausted.

DEEP FLUTE ROTARY CARBIDE BITS					
CAT. NO.	DRILL SIZE	SHANK SIZE	USABLE LENGTH	OVERALL LENGTH	STD. TUBE
8606	3/16"	3/16"	1-3/4"	3"	1
8608	1/4"	1/4"	1-3/4"	4"	1



Rebar Cutter

USE IN	Rotation-only drill with standard 1/2" Jacobs style chuck
SIZE RANGE	1/2" to 1-1/4" diameter

Rebar cutter bits provide a quick, easy method for drilling through mesh or reinforcing bars embedded in concrete when the drilled hole cannot be relocated. The bits are used in the rotation only mode and are designed to fit in a standard rotary drill motor with a 1/2" Jacobs style chuck.

When drilling with a hammer drill or rotary hammer, it is important to stop drilling immediately when a standard carbide bit contacts steel reinforcing bar or wire mesh. If the drilled hole cannot be relocated, a rebar cutter bit is used to drill through the embedded steel. Insert the rebar cutter bit into the chuck of a standard 1/2" rotary drill. Place the bit into the partially drilled hole until it contacts the mesh or reinforcing bar. Drill through the embedded steel with the rebar cutter bit. Once the bit has drilled through the steel, remove the debris from the hole, then continue drilling with the standard carbide tipped bit using a hammer drill or rotary hammer.

REBAR CUTTER CARBIDE DRILL BITS			
CAT. NO.	SIZE	USABLE LENGTH	STD. BOX
0845	1/2" x 12"	11"	12
0844	9/16" x 12"	11"	12
0846	5/8" x 12"	11"	12
0847	11/16" x 12"	11"	12
0849	3/4" x 12"	11"	12
0851	7/8" x 12"	11"	12
0853	1" x 12"	11"	12
0855	1-1/4" x 12"	11"	12



Heavy Duty Chisels

USE IN

Combination Rotary Hammer / Chipping Tool with a Spline, SDS-Max® or 3/4" Hex Chuck

SIZE RANGE


Bull Point, Flat, Scaling and Bushing

Heavy Duty Chisels and accessories are designed for use in a combination rotary hammer / chipping tool equipped with a Spline, SDS-Max, or 3/4" Hex chuck.

They can be used for chipping applications in concrete, block, brick, and soft stone.

HEAVY DUTY CHISELS

CAT. NO.	SHANK TYPE	DESCRIPTION	STD. BOX
0950	Spline	Bull Point Chisel 12"	1
0951	Spline	Bull Point Chisel 18"	1
0952	Spline	Flat Chisel 1" x 12"	1
0953	Spline	Flat Chisel 1" x 18"	1
0954	Spline	Scaling Chisel 1-1/2" x 12"	1
0955	Spline	Scaling Chisel 2" x 12"	1
0959	Spline	Ground Rod Driver 7/8" x 10-1/4"	1
0960	Spline	Bushing Tool 1-3/4" x 9-1/4"	1
0965	SDS-Max	Bull Point Chisel 12"	1
0966	SDS-Max	Bull Point Chisel 18"	1
0967	SDS-Max	Flat Chisel 1" x 12"	1
0968	SDS-Max	Flat Chisel 1" x 18"	1
0969	SDS-Max	Scaling Chisel 1-1/2" x 12"	1
0970	SDS-Max	Scaling Chisel 2" x 12"	1
0974	SDS-Max	Ground Rod Driver 7/8" x 10-1/4"	1
0975	SDS-Max	Bushing Tool 1-3/4" x 9-1/2"	1
0982	3/4" Hex	Flat chisel 1" x 12"	1
0983	3/4" Hex	Flat chisel 1" x 18"	1



Heavy Duty One and Two Piece Core Bits

USE IN

Rotary Hammer with a Spline or SDS Max® chuck

SIZE RANGE

1-1/2" to 5"

Heavy Duty Core Bits are designed for use in a rotary hammer equipped with a spline or SDS-Max type chuck. The bits can be used to drill in concrete, block, brick, and soft stone.

ONE PIECE SPLINE CORE BITS - HEAVY WALL

CAT. NO.	DRILL SIZE	DESCRIPTION	STD. TUBE
0260*	2-5/8"	Hollow Core Bit Spline 2-5/8" x 22"	1

One piece core bits are packaged with a centering bit and ejector pin.

* Discontinued item once current stock exhausted.

ONE PIECE SDS-MAX CORE BITS - HEAVY WALL

CAT. NO.	DRILL SIZE	DESCRIPTION	STD. TUBE
0284	2-5/8"	Hollow Core Bit SDS-Max 2-5/8" x 22"	1

One piece core bits are packaged with a centering bit and ejector pin.

Cups With External Male Rope Thread

TWO PIECE CORE BITS - HEAVY WALL

CAT. NO.	DRILL SIZE	DESCRIPTION	STD. TUBE
0570	1-3/4"	Hollow Core Bit 1-3/4" x 4"	1
0571	2"	Hollow Core Bit 2" x 4"	1
0572	2-5/8"	Versio Core Cutter 2-5/8" x 4"	1
0573	3-1/8"	Versio Core Cutter 3-1/8" x 4"	1
0575	4"	Versio Core Cutter 4" x 4"	1
0576	5"	Versio Core Cutter 5" x 4"	1

Drive shanks with internal female Rope Thread

TWO PIECE CORE BITS

CAT. NO.	SHANK TYPE	DESCRIPTION	OVERALL LENGTH	USABLE LENGTH	STD. TUBE
0578	Spline	Adaptor	7"	2"	1
0582	Universal	Extension	11" (w/o flute)	11"	1
0580	SDS-Max	Adaptor	7-3/4"	2-3/4"	1
0590	-	Centering Bit	6"	-	1

Carbide Drill Bit Warranty

Powers carbide tipped drill bits are warranted against failure due to manufacturing defects. This warranty does not apply to failure due to normal wear or where there is evidence of improper application or misuse.

ANSI Standard B212.15

Powers carbide tipped drill bits are manufactured to conform with the American National Standards Institute, Standard B212.15 as listed in the following table. Powers anchors, unless otherwise noted, are designed to be installed in holes drilled in the base material using carbide tipped bits meeting this specification.

NOMINAL DRILL O.D.	ANSI STANDARD	NOMINAL DRILL O.D.	ANSI STANDARD
1/8"	0.134-0.140"	11/16"	0.713-0.723"
5/32"	0.165-0.171"	3/4"	0.775-0.787"
11/64"	0.181-0.187"	27/32"	0.865-0.881"
3/16"	0.198-0.206"	7/8"	0.905-0.917"
7/32"	0.229-0.237"	15/16"	0.968-0.980"
1/4"	0.260-0.268"	1"	1.030-1.042"
9/32"	0.296-0.304"	1-1/8"	1.160-1.175"
5/16"	0.327-0.335"	1-1/4"	1.285-1.300"
3/8"	0.390-0.398"	1-3/8"	1.410-1.425"
7/16"	0.458-0.468"	1-1/2"	1.535-1.550"
1/2"	0.520-0.530"	1-5/8"	1.655-1.675"
9/16"	0.582-0.592"	1-3/4"	1.772-1.792"
5/8"	0.650-0.660"	2"	2.008-2.028"

Evaluation Procedure

The following criteria is used to evaluate drill bits submitted for warranty. Warranty claims for carbide tipped drill bits should be submitted by the distributor to the local Powers branch from which the merchandise was purchased. Full or partial replacement of a drill bit is based on the amount of wear differential as measured between front and rear portion of the flute as shown below. To determine the wear differential, measure the diameter of flute at d_1 and d_2 . The variation between d_1 and d_2 is the differential.



The allowable wear differential is listed in the table below. Bits which are worn beyond the differential have reached the maximum expected bit life and do not qualify for warranty.

DRILL BIT DIAMETER (INCH)	WEAR DIFFERENTIAL (INCH)	DRILL BIT DIAMETER (INCH)	WEAR DIFFERENTIAL (INCH)
3/16"	0.008"	3/4"	0.024"
1/4"	0.008"	7/8"	0.028"
5/16"	0.012"	1"	0.032"
3/8"	0.016"	1-1/8"	0.036"
7/16"	0.020"	1-1/4"	0.039"
1/2"	0.020"	1-3/8"	0.043"
9/16"	0.024"	1-1/2"	0.048"
5/8"	0.024"	1-3/4"	0.048"
11/16"	0.024"	2"	0.048"

Evaluation Criteria

The following chart shows typical drill bit damage associated with warranty claims, the probable cause, and the warranty policy. Warranty replacement credit will be adjusted based on the amount of drill bit wear. No replacement will be made for bits where the shank transition is polished or where flutes are full of foreign material such as tar.

EVALUATION CRITERIA

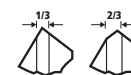
DAMAGE	CAUSE
Carbide Insert Lip is Missing or Loose 	This is generally caused by poor brazing indicated by lack of brazing material at the base of the tip or voids. Failure usually occurs within the first 10 to 20 holes. Full/Partial Replacement based on wear.
Carbide Tip Fractured 	Tip fractures will occur if reinforcing bars or other embedments are struck when drilling into concrete or masonry. These failures are easily identified because both the carbide insert and the tool steel will be damaged. No Warranty Replacement. Tip fractures may also occur if the carbide insert is out of tolerance, usually too hard. If this type of failure occurs, only the carbide tip will be fractured. Full/Partial Replacement based on wear.

Carbide Tip/Tool Body Breakage



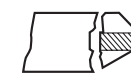
A failure such as this indicates that the brazing may not have been strong enough to resist the differences in thermal expansion between the carbide tip and the tool steel.
Full/Partial Replacement based on wear.

Carbide Cutting Edge is Worn/Rounded



If the cutting edge of the carbide tip is worn more than 2/3 of its width, the bit has reached the end of its useful life.
No Warranty Replacement.

Loss of Carbide/Tool Tip



A failure such as this indicates that the brazing may not have been strong enough to resist the differences in thermal expansion between the carbide tip and the tool steel.
Full/Partial Replacement based on wear.

Shaft Breakage Behind Head



Shaft breakage may occur if there is a defect in the tool steel. This will be indicated by a notch which is evident in the fracture area. **Full/Partial Replacement based on wear.** Breakage may occur if the bit has been over torqued by jamming it in the hole. This is indicated by the lack of a notch and an irregular / jagged fracture area.
No Warranty Replacement.

Shaft Breakage Away from Tool Head



Shaft breakage away from the tool head may occur if there is a defect in the tool steel. This will be indicated by a notch which is evident in the fracture area. **Full/Partial Replacement based on wear.** Breakage in the shaft away from the head or tip area may also occur if the bit has been over torqued by jamming it in the hole. This is indicated by an irregular or jagged fracture area. No notch is apparent.
No Warranty Replacement.

Shaft Breakage - Clogged Flutes



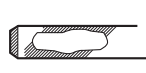
The bit has been used to drill through plastic, tar, adhesive, etc., and the flutes have been clogged. This is an indication that the bit could not clear dust and chips and broke from overload.
No Warranty Replacement.

Shank Transition is Polished



If the drill bit has been used to produce holes deeper than the length of the flute, the area between the flutes and the upper shank will become polished. Dust may also be packed into the flutes.
No Warranty Replacement.

Tool Holder Slots Worn



Wear in the tool holder area indicates that the drill motor used should be repaired or replaced.
No Warranty Replacement.

Screw and Bolt Selection Guide

Product		Tap Bolt	Carriage Bolt	Lag Bolt	Hanger Bolt	Machine Bolt	Cap Screw	Machine Screw	Wood Screw	Self Drilling	Tapping Screw
Coatings / Materials	Yellow Zinc Plated						•				
	Zinc Plated	•	•	•	•	•	•	•	•	•	•
	Type 303/304 Stainless	•	•	•		•		•	•	•	•
	Type 316 Stainless										
	Brass								•		
	A307	•	•	•		•	•				
	Grade 5	•					•				
	Grade 8						•				
Diameter	1/4"	•	•	•	•	•	•	•			
	5/16"	•	•	•		•	•				
	3/8"	•	•	•	•	•	•	•			
	1/2"	•	•	•		•	•	•			
	5/8"	•				•	•				
	3/4"	•				•	•				
	No 4										•
	No 6							•	•	•	•
	No 7										•
	No 8							•	•	•	•
	No 10							•	•	•	•
	No 12							•	•	•	•
	No 14							•	•	•	•
	4-40							•			
	6-32							•			
	8-32							•			
	10-24							•			
	10-32							•			
12-24							•				
Head Style	Hex Head	•		•		•	•			•	•
	Dome Head Square Neck		•								
	Hex Washer Head									•	•
	Round Head							•			
	Flat Head							•	•		•
	Pan Head							•		•	•
	Slotted							•			
	Phillips							•	•	•	•
	Combo							•		•	•
	Wafer									•	
Some Uses	Sheet Metal	•	•					•			•
	Wood			•	•				•		
	Nylon										•
	Plastic										•
	Wood To Wood	•		•		•	•		•		
	Steel To Wood			•							
	Through Bolt	•	•			•	•	•			
	Bolt And Shield Anchors	•		•		•	•	•			
	Screw Anchors							•			
Box	•	•	•	•	•	•	•	•	•	•	
Jar	•						•		•	•	

Nut and Washer Selection Guide


Product		Finish Nut	Heavy Nut	Jam Nut	Machine screw Nut	Forged Wing Nut	Acorn Nut	Rod Coupler	Nylon Insert Locknut	Split Lock Washer	USS Flat Washer	SAE Flat Washer	Finishing Washer	Fender Washer
Coatings / Materials	Yellow Zinc	•							•	•	•			
	Zinc Plated	•	•	•	•	•		•	•	•	•			•
	Type 303/304 Stainless	•			•	•	•	•	•	•	•	•	•	•
	Type 316 Stainless	•								•	•			
	Brass												•	
	Grade 2	•	•	•	•	•		•	•		•		•	
	Grade 5	•												
	Grade 8	•							•	•	•	•		
Nickle Plated													•	
Diameter	No 6									•	•	•	•	
	No 8									•	•	•	•	
	No 10									•	•	•	•	
	No 12									•	•	•	•	
	No 14												•	
	6-32				•			•	•					
	8-32				•			•	•					
	10-24				•			•	•					
	10-32				•			•	•					
	12-24				•									
	3/16"													•
	1/4"	•	•	•		•	•	•	•	•	•	•		•
	5/16"	•	•	•		•		•	•	•	•	•		•
	3/8"	•	•	•		•	•	•	•	•	•	•		•
	7/16"									•	•	•		
	1/2"	•	•	•				•	•	•	•	•		•
	5/8"	•	•	•				•	•	•	•	•		
	3/4"	•	•	•				•	•	•	•	•		
7/8"	•	•					•		•	•	•			
1"	•	•					•		•	•	•			
1-1/8"										•				
1-1/4"	•									•				
Box	•	•	•	•	•	•	•	•	•	•	•	•	•	•
Jar	•			•						•	•	•		•

ZINC PRODUCTS



Zinc Hex Machine Bolts A307

CAT. NO.	SIZE	MADE TO ORDER	U/M	BOX QTY.	CTN. QTY.	WT./U.M
001000	1/4"-20 x 3/8"		C	100	3000	1.02
001001	1/4"-20 x 1/2"		C	100	2000	1.18
001003	1/4"-20 x 3/4"		C	100	2000	1.44
001005	1/4"-20 x 1"		C	100	2000	1.67
001006	1/4"-20 x 1-1/4"		C	100	1000	2.02
001007	1/4"-20 x 1-1/2"		C	100	1000	2.39
001009	1/4"-20 x 2"		C	100	1000	3.07
001053	3/8"-16 x 1/2"		C	100	1000	2.89
001055	3/8"-16 x 3/4"		C	100	1000	3.40
001057	3/8"-16 x 1"		C	100	1000	4.03
001058	3/8"-16 x 1-1/4"		C	100	1000	4.78
001059	3/8"-16 x 1-1/2"		C	100	1000	5.54
001060	3/8"-16 x 1-3/4"		C	100	500	6.22
001061	3/8"-16 x 2"		C	100	500	6.94
001063	3/8"-16 x 2-1/2"		C	50	500	8.52
001065	3/8"-16 x 3"		C	50	500	10.04
001101	1/2"-13 x 3/4"		C	50	500	7.26
001103	1/2"-13 x 1"		C	50	500	8.28
001104	1/2"-13 x 1-1/4"		C	50	500	9.30
001105	1/2"-13 x 1-1/2"		C	50	500	10.42
001106	1/2"-13 x 1-3/4"		C	50	250	11.82
001107	1/2"-13 x 2"		C	50	250	13.24
001109	1/2"-13 x 2-1/2"		C	50	250	16.04
001111	1/2"-13 x 3"		C	50	250	18.74
001118	1/2"-13 x 5-1/2"		C	25	125	32.40
001141	5/8"-11 x 1"	•	C	25	250	14.60
001142	5/8"-11 x 1-1/4"	•	C	25	250	16.12
001143	5/8"-11 x 1-1/2"		C	25	250	18.00
001144	5/8"-11 x 1-3/4"		C	25	250	19.76
001145	5/8"-11 x 2"		C	25	125	22.40
001146	5/8"-11 x 2-1/4"		C	25	125	24.20
001147	5/8"-11 x 2-1/2"		C	25	125	26.28
001148	5/8"-11 x 2-3/4"	•	C	25	125	28.12
001149	5/8"-11 x 3"		C	25	125	30.48
001150	5/8"-11 x 3-1/4"		C	25	125	32.40
001151	5/8"-11 x 3-1/2"		C	25	125	34.60
001153	5/8"-11 x 4"	•	C	25	125	40.08
001182	3/4"-10 x 1-3/4"		C	25	125	32.25
001183	3/4"-10 x 2"		C	25	125	35.10
001184	3/4"-10 x 2-1/4"		C	25	125	38.25
001185	3/4"-10 x 2-1/2"		C	25	125	41.35
001186	3/4"-10 x 2-3/4"	•	C	25	125	44.45
001187	3/4"-10 x 3"		C	25	75	47.55
001188	3/4"-10 x 3-1/4"		C	25	75	50.65
001189	3/4"-10 x 3-1/2"		C	25	75	53.80
001190	3/4"-10 x 3-3/4"	•	C	25	75	56.90
001191	3/4"-10 x 4"	•	C	25	75	60.00
001192	3/4"-10 x 4-1/2"	•	C	25	75	66.20



Zinc Tap Bolts A307

CAT. NO.	SIZE	MADE TO ORDER	U/M	BOX QTY.	CTN. QTY.	WT./U.M
001408	1/4"-20 x 3-1/2"	•	C	100	500	4.44
001409	1/4"-20 x 4"	•	C	100	500	4.88
001410	1/4"-20 x 4-1/2"	•	C	100	500	5.48
001435	3/8"-16 x 3-1/2"		C	50	250	10.52
001436	3/8"-16 x 4"		C	50	250	11.68
001438	3/8"-16 x 5"	•	C	50	250	14.04
001440	3/8"-16 x 6"	•	C	50	250	16.44
001441	1/2"-13 x 3/4"		C	50	500	7.28

CAT. NO.	SIZE	MADE TO ORDER	U/M	BOX QTY.	CTN. QTY.	WT./U.M
001442	1/2"-13 x 1"		C	50	500	8.60
001443	1/2"-13 x 1-1/4"		C	50	500	9.76
001580	1/2"-13 x 1-3/4"		C	50	250	11.84
001444	1/2"-13 x 1-1/2"		C	50	500	10.92
001443	1/2"-13 x 2"		C	50	250	13.12
001446	1/2"-13 x 2-1/2"		C	50	250	15.24
001447	1/2"-13 x 3"		C	50	250	17.44
001448	1/2"-13 x 3-1/2"		C	25	125	20.08
001449	1/2"-13 x 4"		C	25	125	22.56
001451	1/2"-13 x 5"	•	C	25	125	26.88
001453	1/2"-13 x 6"		C	25	125	30.88
001477	5/8"-11 x 1-1/2"		C	25	250	18.00
001478	5/8"-11 x 1-3/4"		C	25	250	19.77
001479	5/8"-11 x 2"		C	25	125	22.48
001480	5/8"-11 x 2-1/2"		C	25	125	26.96
001483	5/8"-11 x 3"		C	25	125	31.28
001504	3/4"-10 x 2"		C	25	125	34.08
001506	3/4"-10 x 2-1/2"		C	25	125	40.24
001508	3/4"-10 x 3"		C	25	75	46.16
001510	3/4"-10 x 3-1/2"		C	25	75	52.64
001512	3/4"-10 x 4"	•	C	25	75	58.88
001514	3/4"-10 x 5"	•	C	25	75	71.28



Zinc Cap Screws Grade 5

CAT. NO.	SIZE	MADE TO ORDER	U/M	BOX QTY.	CTN. QTY.	WT./U.M
002000	1/4"-20 x 3/8"	•	C	100	3000	1.03
002001	1/4"-20 x 1/2"		C	100	2000	1.14
002003	1/4"-20 x 3/4"		C	100	2000	1.41
002005	1/4"-20 x 1"		C	100	2000	1.67
002006	1/4"-20 x 1-1/4"		C	100	1000	2.01
002007	1/4"-20 x 1-1/2"		C	100	1000	2.38
002009	1/4"-20 x 2"		C	100	1000	3.07
002022	5/16"-18 x 1/2"		C	100	2000	1.82
002024	5/16"-18 x 3/4"		C	100	2000	2.33
002026	5/16"-18 x 1"		C	100	1000	2.74
002027	5/16"-18 x 1-1/4"		C	100	1000	3.23
002028	5/16"-18 x 1-1/2"		C	100	1000	3.82
002030	5/16"-18 x 2"		C	100	1000	4.82
002032	5/16"-18 x 2-1/2"		C	100	500	5.95
002034	5/16"-18 x 3"		C	100	500	6.91
002036	5/16"-18 x 3-1/2"		C	50	500	8.00
002038	5/16"-18 x 4"		C	50	500	8.98
002045	3/8"-16 x 3/4"		C	100	1000	3.40
002047	3/8"-16 x 1"		C	100	1000	4.03
002048	3/8"-16 x 1-1/4"		C	100	1000	4.78
002049	3/8"-16 x 1-1/2"		C	100	1000	5.54
002051	3/8"-16 x 2"		C	100	500	6.94
002053	3/8"-16 x 2-1/2"		C	50	500	8.52
002055	3/8"-16 x 3"		C	50	500	10.04
002057	3/8"-16 x 3-1/2"		C	50	250	11.51
002059	3/8"-16 x 4"		C	50	250	13.06
002085	1/2"-13 x 1"		C	50	500	8.29
002086	1/2"-13 x 1-1/4"		C	50	500	9.38
002087	1/2"-13 x 1-1/2"		C	50	500	10.42
002088	1/2"-13 x 1-3/4"		C	50	250	11.83
002089	1/2"-13 x 2"		C	50	250	13.25
002090	1/2"-13 x 2-1/4"		C	50	250	14.64
002091	1/2"-13 x 2-1/2"		C	50	250	16.05
002093	1/2"-13 x 3"		C	50	250	18.75
002095	1/2"-13 x 3-1/2"		C	25	125	21.50
002097	1/2"-13 x 4"		C	25	125	24.10
002098	1/2"-13 x 4-1/2"		C	25	125	26.60
002099	1/2"-13 x 5"		C	25	125	29.60
002101	1/2"-13 x 6"		C	25	125	35.10
002118	5/8"-11 x 1"	•	C	25	250	14.63
002119	5/8"-11 x 1-1/4"	•	C	25	250	16.12

CAT. NO.	SIZE	MADE TO ORDER	U/M	BOX QTY.	CTN. QTY.	WT./UM
002120	5/8"-11 x 1-1/2"		C	25	250	18.00
002121	5/8"-11 x 1-3/4"		C	25	250	19.77
002122	5/8"-11 x 2"		C	25	125	22.10
002124	5/8"-11 x 2-1/2"		C	25	125	26.30
002126	5/8"-11 x 3"		C	25	125	30.50
002128	5/8"-11 x 3-1/2"		C	25	125	34.60
002130	5/8"-11 x 4"		C	25	125	38.90
002131	5/8"-11 x 4-1/2"	•	C	25	125	43.50
002132	5/8"-11 x 5"	•	C	25	75	47.20
002133	5/8"-11 x 5-1/2"	•	C	25	75	51.91
002134	5/8"-11 x 6"	•	C	25	75	57.29
002141	3/4"-10 x 1-1/2"		C	25	125	28.70
002143	3/4"-10 x 2"		C	25	125	34.40
002144	3/4"-10 x 2-1/4"	•	C	25	125	36.60
002145	3/4"-10 x 2-1/2"		C	25	125	40.30
002147	3/4"-10 x 3"		C	25	75	46.00
002148	3/4"-10 x 3-1/4"	•	C	25	75	48.90
002149	3/4"-10 x 3-1/2"		C	25	75	52.40
002151	3/4"-10 x 4"		C	25	75	58.50
002152	3/4"-10 x 4-1/2"		C	25	75	64.50
002153	3/4"-10 x 5"	•	C	25	75	70.80
002154	3/4"-10 x 5-1/2"	•	C	20	60	76.90
002155	3/4"-10 x 6"	•	C	20	60	83.00



Yellow Zinc Cap Screws Grade 8

CAT. NO.	SIZE	MADE TO ORDER	U/M	BOX QTY.	CTN. QTY.	WT./UM
002301	1/4"-20 x 1/2"		C	100	2000	1.18
002303	1/4"-20 x 3/4"		C	100	2000	1.44
002305	1/4"-20 x 1"		C	100	2000	1.44
002306	1/4"-20 x 1-1/4"		C	100	2000	1.74
002307	1/4"-20 x 1-1/2"		C	100	1000	2.08
002309	1/4"-20 x 2"		C	100	1000	2.43
002310	1/4"-20 x 2-1/4"		C	100	1000	3.12
002311	1/4"-20 x 2-1/2"		C	100	1000	3.46
002313	1/4"-20 x 3"		C	100	1000	3.81
002328	5/16"-18 x 1/2"		C	100	1000	4.50
002330	5/16"-18 x 3/4"		C	100	2000	1.99
002332	5/16"-18 x 1"		C	100	2000	2.41
002333	5/16"-18 x 1-1/4"		C	100	1000	2.83
002334	5/16"-18 x 1-1/2"		C	100	1000	3.37
002335	5/16"-18 x 1-3/4"		C	100	1000	3.91
002336	5/16"-18 x 2"		C	100	1000	4.45
002338	5/16"-18 x 2-1/2"		C	100	1000	4.99
002340	5/16"-18 x 3"		C	100	500	6.06
002353	3/8"-16 x 1/2"		C	100	500	7.14
002355	3/8"-16 x 3/4"		C	100	1000	2.93
002357	3/8"-16 x 1"		C	100	1000	3.55
002358	3/8"-16 x 1-1/4"		C	100	1000	4.86
002359	3/8"-16 x 1-1/2"		C	100	1000	5.64
002360	3/8"-16 x 1-3/4"		C	100	500	6.42
002361	3/8"-16 x 2"		C	100	500	7.19
002362	3/8"-16 x 2-1/4"		C	50	250	7.97
002363	3/8"-16 x 2-1/2"		C	50	250	8.74
002364	3/8"-16 x 2-3/4"		C	50	250	9.52
002365	3/8"-16 x 3"		C	50	250	10.30
002401	1/2"-13 x 3/4"		C	50	500	8.10
002403	1/2"-13 x 1"		C	50	500	9.22
002404	1/2"-13 x 1-1/4"		C	50	500	10.34
002405	1/2"-13 x 1-1/2"		C	50	500	11.59
002406	1/2"-13 x 1-3/4"		C	50	250	12.97
002407	1/2"-13 x 2"		C	50	250	14.35
002409	1/2"-13 x 2-1/2"		C	50	250	17.12
002411	1/2"-13 x 3"		C	50	250	19.87
002413	1/2"-13 x 3-1/2"		C	25	125	22.63
002415	1/2"-13 x 4"		C	25	125	25.39



Zinc Tap Bolts Grade 5

CAT. NO.	SIZE	MADE TO ORDER	U/M	BOX QTY.	CTN. QTY.	WT./UM
002605	1/4"-20 x 1"		C	100	2000	1.67
002606	1/4"-20 x 1-1/4"		C	100	1000	2.01
002607	1/4"-20 x 1-1/2"		C	100	1000	2.36
002609	1/4"-20 x 2"		C	100	1000	3.07
002611	1/4"-20 x 2-1/2"		C	100	1000	3.75
002613	1/4"-20 x 3"		C	100	1000	4.35
002648	3/8"-16 x 1-1/4"		C	100	1000	4.78
002649	3/8"-16 x 1-1/2"		C	100	1000	5.54
002651	3/8"-16 x 2"		C	100	500	6.94
002653	3/8"-16 x 2-1/2"		C	50	500	8.52
002655	3/8"-16 x 3"		C	50	500	10.04
002686	1/2"-13 x 1-1/4"		C	50	500	9.96
002687	1/2"-13 x 1-1/2"		C	50	500	10.42
002688	1/2"-13 x 1-3/4"	•	C	50	250	11.84
002689	1/2"-13 x 2"		C	50	250	13.26
002691	1/2"-13 x 2-1/2"		C	50	250	16.06
002693	1/2"-13 x 3"		C	50	250	18.76
002695	1/2"-13 x 3-1/2"	•	C	25	125	21.52
002697	1/2"-13 x 4"	•	C	25	125	24.12
002698	1/2"-13 x 4-1/2"	•	C	25	125	26.60
002699	1/2"-13 x 5"	•	C	25	125	29.60
002701	1/2"-13 x 6"		C	25	125	35.12



Zinc Carriage Bolts A307

CAT. NO.	SIZE	MADE TO ORDER	U/M	BOX QTY.	CTN. QTY.	WT./UM
006062	3/8"-16 x 3/4"		C	100	1000	3.79
006063	3/8"-16 x 1"		C	100	1000	4.61
006064	3/8"-16 x 1-1/4"		C	100	500	5.08
006065	3/8"-16 x 1-1/2"		C	100	500	5.62
006067	3/8"-16 x 2"		C	50	500	6.94
006069	3/8"-16 x 2-1/2"		C	50	250	8.25
006071	3/8"-16 x 3"		C	50	250	9.39
006073	3/8"-16 x 3-1/2"		C	50	250	10.51
006075	3/8"-16 x 4"		C	50	250	11.80
006076	3/8"-16 x 4-1/2"		C	50	250	13.00
006077	3/8"-16 x 5"	•	C	50	250	14.07
006106	1/2"-13 x 2-1/2"		C	50	250	15.73
006108	1/2"-13 x 3"		C	50	150	17.98
006110	1/2"-13 x 3-1/2"		C	25	125	19.74
006112	1/2"-13 x 4"		C	25	125	21.90
006113	1/2"-13 x 4-1/2"		C	25	125	24.60
006114	1/2"-13 x 5"		C	25	125	26.30



Zinc Lag Bolts

CAT. NO.	SIZE	MADE TO ORDER	U/M	BOX QTY.	CTN. QTY.	WT./UM
007001	1/4" x 1"		C	100	2000	1.48
007002	1/4" x 1-1/4"		C	100	2000	1.67
007003	1/4" x 1-1/2"		C	100	1000	1.83
007005	1/4" x 2"		C	100	1000	2.58
007006	1/4" x 2-1/2"		C	100	1000	3.00
007007	1/4" x 3"		C	100	1000	3.57
007008	1/4" x 3-1/2"		C	100	500	4.03
007009	1/4" x 4"		C	100	500	4.44

Table continues on next page

Table continued from previous page

CAT. NO.	SIZE	MADE TO ORDER	U/M	BOX QTY.	CTN. QTY.	WT./UM
007014	5/16" x 1"	•	C	100	1000	2.93
007015	5/16" x 1-1/4"	•	C	100	1000	3.21
007016	5/16" x 1-1/2"		C	100	1000	3.70
007018	5/16" x 2"		C	100	1000	4.05
007019	5/16" x 2-1/2"		C	100	500	4.62
007020	5/16" x 3"		C	100	500	5.38
007021	5/16" x 3-1/2"		C	100	500	5.94
007022	5/16" x 4"		C	50	250	6.88
007027	3/8" x 1"		C	100	1000	3.18
007028	3/8" x 1-1/4"		C	100	1000	3.66
007029	3/8" x 1-1/2"		C	100	1000	4.19
007031	3/8" x 2"		C	100	500	6.56
007032	3/8" x 2-1/2"		C	50	500	6.51
007033	3/8" x 3"		C	50	500	7.76
007034	3/8" x 3-1/2"		C	50	250	8.78
007035	3/8" x 4"		C	50	250	10.09
007036	3/8" x 4 1/2"		C	50	250	11.39
007037	3/8" x 5"		C	50	250	12.51
007039	3/8" x 6"		C	50	250	14.99
007040	3/8" x 7"		C	50	150	17.01
007041	3/8" x 8"	•	C	50	150	19.48
007044	1/2" x 1-1/2"		C	50	500	8.43
007045	1/2" x 2"		C	50	250	10.65
007046	1/2" x 2-1/2"		C	50	250	13.44
007047	1/2" x 3"		C	50	250	15.13
007048	1/2" x 3-1/2"		C	25	125	17.52
007049	1/2" x 4"		C	25	125	19.47
007050	1/2" x 4-1/2"	•	C	25	125	21.80
007051	1/2" x 5"		C	25	125	24.20
007053	1/2" x 6"		C	25	125	28.80
007056	1/2" x 8"	•	C	25	75	37.00



Acoustical Lag Screw Driver

CAT. NO.	SIZE	MADE TO ORDER	U/M	BOX QTY.	CTN. QTY.	WT./UM
008003	1/4"		E	1	1	0.10



Zinc Hanger Bolts

CAT. NO.	SIZE	MADE TO ORDER	U/M	BOX QTY.	CTN. QTY.	WT./UM
012000	1/4"-20 x 1-1/2"	•	C	100	2000	2.62
012001	1/4"-20 x 2"	•	C	100	2000	2.62
012002	1/4"-20 x 2-1/2"		C	100	1000	2.62
012003	1/4"-20 x 3"		C	100	1000	5.90
012020	3/8"-16 x 3"		C	100	500	7.00
012021	3/8"-16 x 3-1/2"		C	100	500	7.84
012022	3/8"-16 x 4"		C	50	500	9.13
012023	3/8"-16 x 5"		C	50	250	11.73
012024	3/8"-16 x 6"	•	C	50	250	16.00



Zinc Serrated Flange Bolts Hex Washer Head


CAT. NO.	SIZE	MADE TO ORDER	U/M	BOX QTY.	CTN. QTY.	WT./UM
016801	1/4"-20 x 3/4"	•	C	100	1000	1.75
016802	1/4"-20 x 1"	•	C	100	1000	1.95
016803	1/4"-20 x 1-1/4"	•	C	100	1000	2.25
016804	1/4"-20 x 1-1/2"	•	C	100	1000	2.35
016827	3/8"-16 x 3/4"	•	C	100	1000	4.24
016829	3/8"-16 x 1"	•	C	100	1000	4.70
016830	3/8"-16 x 1-1/4"	•	C	100	1000	5.75

CAT. NO.	SIZE	MADE TO ORDER	U/M	BOX QTY.	CTN. QTY.	WT./UM
016831	3/8"-16 x 1-1/2"	•	C	100	500	7.20
016832	3/8"-16 x 2"	•	C	100	500	8.00
016845	1/2"-13 x 2"	•	C	50	250	16.30



Zinc Tap Screws Pan Phillips Head

CAT. NO.	SIZE	MADE TO ORDER	U/M	BOX QTY.	CTN. QTY.	WT./UM
065006	#6 x 1/4" AB		C	100	4000	0.13
065007	#6 x 3/8" AB		C	100	4000	0.18
065008	#6 x 1/2" AB		C	100	4000	0.20
065009	#6 x 5/8" AB		C	100	4000	0.24
065010	#6 x 3/4" AB		C	100	4000	0.27
065012	#6 x 1" A		C	100	4000	0.34
065013	#6 x 1-1/4" A		C	100	4000	0.42
065014	#6 x 1-1/2" A		C	100	3000	0.50
065015	#6 x 2" A		C	100	3000	0.64
065024	#8 x 3/8" AB		C	100	4000	0.28
065025	#8 x 1/2" AB		C	100	4000	0.31
065026	#8 x 5/8" AB		C	100	4000	0.37
065027	#8 x 3/4" AB		C	100	4000	0.41
065029	#8 x 1" A		C	100	4000	0.51
065030	#8 x 1-1/4" A		C	100	3000	0.61
065031	#8 x 1-1/2" A		C	100	3000	0.69
065033	#8 x 2" A		C	100	3000	0.89
065034	#8 x 2-1/2" A		C	100	1000	1.10
065035	#8 x 3" A		C	100	1000	1.30
065037	#10 x 1/2" AB		C	100	4000	0.44
065038	#10 x 5/8" AB		C	100	4000	0.50
065039	#10 x 3/4" AB		C	100	4000	0.54
065041	#10 x 1" A		C	100	3000	0.69
065042	#10 x 1-1/4" A		C	100	3000	0.81
065043	#10 x 1-1/2" A		C	100	3000	0.94
065045	#10 x 2" A		C	100	1000	1.20
065046	#10 x 2-1/2" A		C	100	1000	1.40
065047	#10 x 3" A		C	100	1000	1.67
065048	#12 x 1/2" AB		C	100	4000	0.61
065050	#12 x 3/4" AB		C	100	3000	0.81
065052	#12 x 1" A		C	100	3000	0.96
065053	#12 x 1-1/4" A		C	100	3000	1.15
065054	#12 x 1-1/2" A		C	100	3000	1.30
065056	#12 x 2" A		C	100	1000	1.61
065057	#12 x 2-1/2" A		C	100	1000	1.98
065058	#12 x 3" A		C	100	1000	2.33
065059	#14 x 1/2" AB		C	100	3000	0.86
065061	#14 x 3/4" AB		C	100	3000	0.96
065063	#14 x 1" A		C	100	3000	1.20
065064	#14 x 1-1/4" A		C	100	3000	1.38
065065	#14 x 1-1/2" A		C	100	3000	1.57
065067	#14 x 2" A		C	100	1000	1.80
065068	#14 x 2-1/2" A		C	100	1000	2.75
065069	#14 x 3" A		C	100	1000	3.07
065070	#12 x 4" A		C	100	1000	2.70



Zinc Tap Screws Flat Phillips Head

CAT. NO.	SIZE	MADE TO ORDER	U/M	BOX QTY.	CTN. QTY.	WT./U/M
066007	#6 x 3/8" AB		C	100	4000	0.13
066008	#6 x 1/2" AB		C	100	4000	0.17
066009	#6 x 5/8" AB		C	100	4000	0.19
066010	#6 x 3/4" AB		C	100	4000	0.23
066012	#6 x 1" A		C	100	4000	0.31
066013	#6 x 1-1/4" A		C	100	4000	0.38
066014	#6 x 1-1/2" A		C	100	3000	0.45
066015	#6 x 2" A		C	100	3000	0.61
066024	#8 x 3/8" AB		C	100	4000	0.18
066025	#8 x 1/2" AB		C	100	4000	0.24
066026	#8 x 5/8" AB		C	100	4000	0.30
066027	#8 x 3/4" AB		C	100	4000	0.34
066029	#8 x 1" A		C	100	4000	0.44
066030	#8 x 1-1/4" A		C	100	3000	0.53
066031	#8 x 1-1/2" A		C	100	3000	0.65
066033	#8 x 2" A		C	100	3000	0.84
066034	#8 x 2-1/2" A		C	100	1000	1.04
066035	#8 x 3" A		C	100	1000	1.24
066037	#10 x 1/2" AB		C	100	4000	0.33
066038	#10 x 5/8" AB		C	100	4000	0.38
066039	#10 x 3/4" AB		C	100	4000	0.45
066041	#10 x 1" A		C	100	4000	0.57
066042	#10 x 1-1/4" A		C	100	3000	0.72
066043	#10 x 1-1/2" A		C	100	3000	0.85
066044	#10 x 1-3/4" A		C	100	3000	0.95
066045	#10 x 2" A		C	100	3000	1.07
066046	#10 x 2-1/2" A		C	100	3000	1.32
066047	#10 x 3" A		C	100	1000	1.57
066048	#12 x 1/2" AB		C	100	4000	0.56
066050	#12 x 3/4" AB		C	100	4000	0.65
066052	#12 x 1" A		C	100	3000	0.80
066053	#12 x 1-1/4" A		C	100	3000	0.98
066054	#12 x 1-1/2" A		C	100	3000	1.09
066055	#12 x 1-3/4" A		C	100	3000	1.29
066056	#12 x 2" A		C	100	1000	1.49
066057	#12 x 2-1/2" A		C	100	1000	1.90
066058	#12 x 3" A		C	100	1000	2.31
066061	#14 x 3/4" AB		C	100	3000	0.89
066063	#14 x 1" A		C	100	3000	1.09
066064	#14 x 1-1/4" A		C	100	3000	1.33
066065	#14 x 1-1/2" A		C	100	3000	1.52
066066	#14 x 1-3/4" A		C	100	1000	1.75
066067	#14 x 2" A		C	100	1000	1.97
066068	#14 x 2-1/2" A		C	100	1000	2.42
066069	#14 x 3" A		C	100	1000	2.87
066074	#12 x 4" A		C	100	1000	3.08



Zinc Wood Screws Flat Phillips Head

CAT. NO.	SIZE	MADE TO ORDER	U/M	BOX QTY.	CTN. QTY.	WT./U/M
076046	#8 x 1/2"		C	100	4000	0.24
076047	#8 x 5/8"		C	100	4000	0.29
076048	#8 x 3/4"		C	100	4000	0.34
076050	#8 x 1"		C	100	4000	0.46
076070	#10 x 3/4"		C	100	4000	0.47
076072	#10 x 1"		C	100	4000	0.61
076073	#10 x 1-1/4"		C	100	3000	0.78
076074	#10 x 1-1/2"		C	100	3000	0.92
076076	#10 x 2"		C	100	3000	1.19
076078	#10 x 2-1/2"		C	100	1000	1.56
076079	#10 x 3"		C	100	1000	1.84

CAT. NO.	SIZE	MADE TO ORDER	U/M	BOX QTY.	CTN. QTY.	WT./U/M
076083	#12 x 3/4"		C	100	4000	0.60
076085	#12 x 1"		C	100	3000	0.81
076087	#12 x 1-1/2"		C	100	3000	1.18
076088	#12 x 1-3/4"		C	100	3000	1.38
076089	#12 x 2"		C	100	1000	1.59
076091	#12 x 2-1/2"		C	100	1000	1.94
076092	#12 x 3"		C	100	1000	2.31
076093	#12 x 3-1/2"		C	100	1000	2.63
076094	#12 x 4"		C	100	1000	2.95
076098	#14 x 1-1/2"		C	100	3000	1.54
076100	#14 x 2"		C	100	1000	2.02
076102	#14 x 2-1/2"		C	100	1000	2.45
076103	#14 x 3"		C	100	1000	2.94
076105	#14 x 4"		C	100	1000	3.95



Zinc Machine Screws Flat Phillips Head

CAT. NO.	SIZE	MADE TO ORDER	U/M	BOX QTY.	CTN. QTY.	WT./U/M
080049	#10-24 x 4"	•	C	100	1000	2.41
080064	1/4"-20 x 4"	•	C	100	500	4.25
080065	1/4"-20 x 4-1/2"	•	C	100	500	4.75
080066	1/4"-20 x 5"	•	C	100	500	5.33
080068	1/4"-20 x 6"	•	C	100	500	6.27



Zinc Machine Screws Round Combo Head (Slot/Phillips)

CAT. NO.	SIZE	MADE TO ORDER	U/M	BOX QTY.	CTN. QTY.	WT./U/M
082067	#10-24 x 4"	•	C	100	1000	2.55
082070	#10-24 x 5"	•	C	100	1000	3.15
082071	#10-24 x 6"	•	C	100	600	3.80
082215	1/4"-20 x 4"		C	100	600	4.60
082217	1/4"-20 x 5"		C	100	600	5.65
082219	1/4"-20 x 6"		C	100	600	6.75
082259	3/8"-16 x 4"		C	50	300	5.70
082261	3/8"-16 x 5"		C	50	300	6.90
082263	3/8"-16 x 6"		C	50	300	8.10



Zinc Eye Bolts with Nut

CAT. NO.	SIZE	MADE TO ORDER	U/M	BOX QTY.	CTN. QTY.	WT./U/M
084000	3/8"-16 x 2-1/2"		C	25	250	3.50
084006	1/4"-20 x 2"		C	100	1000	4.25
084007	1/4"-20 x 2-1/2"		C	100	600	4.85
084008	1/4"-20 x 3"		C	100	600	5.45
084009	1/4"-20 x 4"		C	100	600	6.45
084010	1/4"-20 x 5"	•	C	50	500	3.5
084011	1/4"-20 x 6"	•	C	50	150	4.0
084018	3/8"-16 x 4"		C	25	150	4.50
084019	3/8"-16 x 5"		C	25	150	5.05
084020	3/8"-16 x 6"		C	25	150	5.70
084022	1/2"-13 x 6"	•	C	20	60	8.65
084023	1/2"-13 x 8"	•	C	20	60	10.45
084025	1/2"-13 x 12"	•	C	20	60	14.10




Zinc Machine Screws Truss Combo

CAT. NO.	SIZE	MADE TO ORDER	U/M	BOX QTY.	CTN. QTY.	WT./UM
085215	1/4"-20 x 3	•	C	100	1000	3.70



Zinc Self Drilling Screws Hex Washer Head

CAT. NO.	SIZE	MADE TO ORDER	U/M	BOX QTY.	CTN. QTY.	WT./UM
135007M	#8-18 x 1/2" #2		C	100	4000	0.36
135038	#14 x 4"		C	100	1000	5.00
135815	#10 x 3/4" High Head	•	C	5000	0	0.65



Zinc Zip Point Screws Wafer Head

CAT. NO.	SIZE	MADE TO ORDER	U/M	BOX QTY.	CTN. QTY.	WT./UM
138325	#8 x 1/2"		C	10000	0	0.34
138327	#8 x 3/4"		C	10000	0	0.43
138329	#8 x 1"		C	5000	0	0.53
138725	#8 x 1/2"		C	5000	0	0.53
138727	#8 x 3/4"		C	10000	0	0.45
138737	#8 x 3"	•	C	1000	0	1.36



Zinc Flat Washers USS 5 lbs

CAT. NO.	SIZE	MADE TO ORDER	U/M	BOX QTY.	CTN. QTY.	WT./UM
039001	3/16"	•	E	5	50	5.00
039002	1/4"		E	5	50	5.00
039003	5/16"	•	E	5	50	5.00
039004	3/8"		E	5	50	5.00
039006	1/2"		E	5	50	5.00
039008	5/8"	•	E	5	50	5.00
039009	3/4"		E	5	50	5.00
039010	7/8"		E	5	50	5.00
039011	1"	•	E	5	50	5.00

Zinc Flat Washers USS 50 lbs

CAT. NO.	SIZE	MADE TO ORDER	BOX QTY.	CTN. QTY.	WT./UM
041001	3/16"		50	0	50.00
041002	1/4"		50	0	50.00
041003	5/16"		50	0	50.00
041004	3/8"		50	0	50.00
041005	7/16"	•	50	0	50.00
041006	1/2"		50	0	50.00
041008	5/8"		50	0	50.00
041009	3/4"		50	0	50.00
041010	7/8"		50	0	50.00
041011	1"		50	0	50.00
041012	1-1/8"		50	0	50.00
041013	1-1/4"	•	50	0	50.00

Zinc Flat Washers USS Pack

CAT. NO.	SIZE	MADE TO ORDER	U/M	BOX QTY.	CTN. QTY.	WT./UM
042001	3/16"		C	100	4000	0.30
042002	1/4"		C	100	4000	0.70
042003	5/16"		C	100	3000	1.10
042004	3/8"		C	100	2000	1.50
042005	7/16"	•	C	100	1000	2.40
042006	1/2"		C	100	1000	3.90
042008	5/8"		C	50	500	7.70
042009	3/4"		C	25	250	11.00
042010	7/8"		C	25	250	15.30
042011	1"		C	25	250	18.80
042012	1-1/8"	•	C	10	100	22.20
042013	1-1/4"	•	C	10	100	26.00



Zinc Yellow Flat Washers USS Grade 8

CAT. NO.	SIZE	MADE TO ORDER	U/M	BOX QTY.	CTN. QTY.	WT./UM
045002	1/4"		C	100	4000	0.67
045003	5/16"		C	100	3000	1.11
045004	3/8"		C	100	2000	1.49
045005	7/16"	•	C	100	1000	2.44
045006	1/2"		C	100	1000	3.85
045008	5/8"		C	50	500	7.70
045009	3/4"		C	25	250	11.00
045010	7/8"	•	C	25	250	15.30
045011	1"	•	C	25	250	18.80
045013	1-1/4"	•	C	10	100	23.40



Zinc Yellow Flat Washers SAE Grade 8

CAT. NO.	SIZE	MADE TO ORDER	U/M	BOX QTY.	CTN. QTY.	WT./UM
045022	1/4"	•	C	100	4000	0.45
045023	5/16"	•	C	100	4000	0.52
045024	3/8"	•	C	100	4000	0.72
045025	7/16"	•	C	100	3000	0.95
045026	1/2"	•	C	100	2000	1.83
045028	5/8"	•	C	50	1000	2.77
045029	3/4"	•	C	50	500	4.74
045030	7/8"	•	C	25	250	1.40
045031	1"	•	C	25	250	2.20



Zinc Fender Washers 50 lbs

CAT. NO.	SIZE	MADE TO ORDER	U/M	BOX QTY.	CTN. QTY.	WT./UM
046502	3/16" x 1"		E	50	0	50.00
046503	3/16" x 1-1/4"		E	50	0	50.00
046504	1/4" x 1"		E	50	0	50.00
046505	1/4" x 1-1/4"		E	50	0	50.00
046506	1/4" x 1-1/2"		E	50	0	50.00
046507	5/16" x 1-1/4"		E	50	0	50.00

CAT. NO.	SIZE	MADE TO ORDER	U/M	BOX QTY.	CTN. QTY.	WT./UM
046508	5/16" x 1-1/2"		E	50	0	50.00
046509	3/8" x 1-1/4"		E	50	0	50.00
046510	3/8" x 1-1/2"		E	50	0	50.00
046511	1/2" x 1-1/2"		E	50	0	50.00
046512	1/2" x 2"		E	50	0	50.00

Zinc Fender Washers

CAT. NO.	SIZE	MADE TO ORDER	U/M	BOX QTY.	CTN. QTY.	WT./UM
446515	3/16" x 3/4"		C	-	4000	34.35
46004MB	1/4" x 1"			-	3000	1.00
46005MB	1/4" x 1-1/4"			-	2000	1.60
46009MB	3/8" x 1-1/4"			-	2000	2.20
46015MB	3/8" x 1"			-	2000	1.90



Zinc Split Lock Washers Bulk*

CAT. NO.	SIZE	MADE TO ORDER	U/M	BOX QTY.	CTN. QTY.	WT./UM
047006B	1/4"		C	100	4000	0.22
047007B	5/16"		C	100	4000	0.38
047008B	3/8"		C	100	4000	0.60
047010B	1/2"		C	100	3000	1.30

* Zinc Split Lock Washers also available in jars also, please see page 83



Zinc Yellow Split Lock Washers Grade 8

CAT. NO.	SIZE	MADE TO ORDER	U/M	BOX QTY.	CTN. QTY.	WT./UM
047806	1/4"		C	100	4000	0.22
047807	5/16"		C	100	4000	0.38
047808	3/8"		C	100	4000	0.60
047810	1/2"		C	100	3000	1.30
047812	5/8"		C	100	1000	2.40
047813	3/4"		C	100	1000	4.00
047814	7/8"	•	C	50	500	6.00
047815	1"	•	C	50	500	8.80



Nickle Finishing Washers

CAT. NO.	SIZE	MADE TO ORDER	U/M	BOX QTY.	CTN. QTY.	WT./UM
049002	No. 6	•	C	100	4000	0.08
049003	No. 8		C	100	4000	0.11
049004	No. 10	•	C	100	4000	0.14
049005	No. 12	•	C	100	4000	0.21
049006	No. 14	•	C	100	3000	0.27



Zinc Neoprene Sealing Washers

CAT. NO.	SIZE	MADE TO ORDER	U/M	BOX QTY.	CTN. QTY.	WT./UM
135998	#10		C	100	4000	0.30
135999	#12		C	100	4000	0.40
136000	#14		C	100	4000	0.40



Plain Flat Washers USS Pack

CAT. NO.	SIZE	MADE TO ORDER	U/M	BOX QTY.	CTN. QTY.	WT./UM
342002	1/4"	•	C	100	4000	0.50
342004	3/8"		C	100	2000	1.46
342006	1/2"		C	100	1000	3.35
342008	5/8"		C	50	500	3.88
342009	3/4"		C	25	250	2.60



Zinc Finished Hex Nuts

CAT. NO.	SIZE	MADE TO ORDER	U/M	BOX QTY.	CTN. QTY.	WT./UM
016001	1/4"-20		C	100	4000	0.68
016002	5/16"-18		C	100	3000	1.02
016003	3/8"-16		C	100	2000	1.49
016005	1/2"-13		C	50	1000	3.60
016007	5/8"-11		C	50	500	7.11
016008	3/4"-10		C	25	250	11.80
016009	7/8"-9		C	10	200	17.67
016010	1"-8		C	10	100	26.60
016012	1-1/4"-7		C	10	100	51.70

Zinc Finished Hex Nuts Bulk

CAT. NO.	SIZE	MADE TO ORDER	U/M	BOX QTY.	CTN. QTY.	WT./UM
017001	1/4"-20		C	9000	0	0.68
017002	5/16"-18		C	6000	0	1.02
017003	3/8"-16		C	4000	0	1.49
017005	1/2"-13		C	2200	0	2.75
017006	5/8"-11		C	1800	0	3.60
017007	3/4"-10		C	800	0	7.11
017008	7/8"-9		C	500	0	11.80
017009	1"-8		C	300	0	17.67

Zinc Finished Hex Nuts NF

CAT. NO.	SIZE	MADE TO ORDER	U/M	BOX QTY.	CTN. QTY.	WT./UM
018001	1/4"-28	•		100	4000	0.68
018002	5/16"-24	•		100	3000	1.02
018003	3/8"-24	•		100	2000	1.49
018004	7/16"-20	•		100	1000	2.75
018005	1/2"-20	•		50	1000	3.60
018007	5/8"-18	•		50	500	7.11
018008	3/4"-16	•		25	250	11.80
018012	1-1/4"-12	•		10	100	51.70



Zinc Serrated Flange Nuts

CAT. NO.	SIZE	MADE TO ORDER	U/M	BOX QTY.	CTN. QTY.	WT./UM
016498	1/4"-20		C	100	3000	0.90
016499	5/16"-18		C	100	3000	1.23
016500	3/8"-16		C	100	2000	1.78
016502	1/2"-13		C	50	1000	4.40
016505	5/8"-11	•	C	50	500	8.80
016507	3/4"-1	•	C	25	250	13.70



Zinc Heavy Hex Nuts

CAT. NO.	SIZE	MADE TO ORDER	U/M	BOX QTY.	CTN. QTY.	WT./UM
021001	1/4"-20		C	100	3000	1.16
021002	5/16"-18		C	100	2000	1.72
021003	3/8"-16		C	100	1000	3.20
021005	1/2"-13		C	50	500	6.54
021006	5/8"-11		C	50	250	11.90
021007	3/4"-10		C	25	250	19.30
021008	7/8"-9		C	25	100	29.70
021009	1"-8		C	10	100	42.50


Zinc Heavy Hex Nuts Bulk

CAT. NO.	SIZE	MADE TO ORDER	U/M	BOX QTY.	CTN. QTY.	WT./UM
421005	1/2"-13		C	1000	0	6.54
421008	7/8"-9		C	220	0	29.70



Zinc Jam Hex Nuts

CAT. NO.	SIZE	MADE TO ORDER	U/M	BOX QTY.	CTN. QTY.	WT./UM
022001	1/4"-20	•	C	100	4000	0.52
022002	5/16"-18	•	C	100	3000	0.77
022003	3/8"-16	•	C	100	2000	1.05
022005	1/2"-13	•	C	50	1000	3.46
022006	5/8"-11	•	C	25	500	4.93
022007	3/4"-10	•	C	25	250	7.70



Zinc Hex Nuts NC Grade 5

CAT. NO.	SIZE	MADE TO ORDER	U/M	BOX QTY.	CTN. QTY.	WT./UM
023001	1/4"-20		C	100	4000	0.68
023002	5/16"-18		C	100	3000	1.02
023003	3/8"-16		C	100	2000	1.49
023005	1/2"-13		C	50	1000	3.60
023006	5/8"-11		C	50	500	7.12
023007	3/4"-10		C	25	250	11.80



Zinc K-Lock Nuts

CAT. NO.	SIZE	MADE TO ORDER	U/M	BOX QTY.	CTN. QTY.	WT./UM
023050	6-32	•	C	100	4000	0.25
023051	8-32	•	C	100	4000	0.41
023052	10-32	•	C	100	4000	0.50
023053	10-24	•	C	100	4000	0.48
023054	1/4"-20	•	C	100	4000	0.84
023055	5/16"-18	•	C	100	3000	1.10



Yellow Zinc Hex Nuts NC Grade 8

CAT. NO.	SIZE	MADE TO ORDER	U/M	BOX QTY.	CTN. QTY.	WT./UM
024001	1/4"-20		C	100	4000	0.68
024002	5/16"-18		C	100	3000	1.02
024003	3/8"-16		C	100	2000	1.49
024005	1/2"-13		C	50	1000	3.60
024007	5/8"-11		C	50	500	7.11
024008	3/4"-10		C	25	250	11.80
024009	7/8"-9	•	C	10	200	17.54
024010	1"-8	•	C	10	100	26.40



Zinc Nylon Insert Locknuts

CAT. NO.	SIZE	MADE TO ORDER	U/M	BOX QTY.	CTN. QTY.	WT./UM
028002	#6-32 NM	•	C	100	4000	0.25
028003	#8-32 NM	•	C	100	4000	0.41
028004	#10-24 NM	•	C	100	4000	0.48
028005	#10-32 NM		C	100	4000	0.48
028006	1/4"-20 NE		C	100	4000	0.84
028007	5/16"-18 NE		C	100	3000	1.10
028008	3/8"-16 NE		C	100	2000	1.76
028010	1/2"-13 NE		C	50	500	4.10
028012	5/8"-11 NE	•	C	50	500	8.55
028013	3/4"-10 NE	•	C	25	250	12.29



Yellow Zinc Nylon Insert Locknuts NC Grade 8

CAT. NO.	SIZE	MADE TO ORDER	U/M	BOX QTY.	CTN. QTY.	WT./UM
028806	1/4"-20 NE	•	C	100	4000	0.84
028807	5/16"-18 NE	•	C	100	3000	1.10
028808	3/8"-16 NE	•	C	100	2000	1.76
028810	1/2"-13 NE	•	C	50	500	4.10
028812	5/8"-11 NE	•	C	50	500	8.56
028813	3/4"-10 NE	•	C	25	250	12.30



Zinc Nylon Insert Locknuts NF

CAT. NO.	SIZE	MADE TO ORDER	U/M	BOX QTY.	CTN. QTY.	WT./UM
029001	1/4"-28 NE	•	C	100	4000	0.84
029002	5/16"-24 NE	•	C	100	3000	1.10
029003	3/8"-24 NE	•r	C	100	2000	1.76
029005	1/2"-20 NE	•	C	50	500	4.30



Nickle Acorn Nuts

CAT. NO.	SIZE	MADE TO ORDER	U/M	BOX QTY.	CTN. QTY.	WT./UM
029001	1/4"-28 NE	•	C	100	4000	0.84
029002	5/16"-24 NE	•	C	100	3000	1.10
029003	3/8"-24 NE	•	C	100	2000	1.76
029005	1/2"-20 NE	•	C	50	500	4.30



Zinc Wing Nuts Forged

CAT. NO.	SIZE	MADE TO ORDER	U/M	BOX QTY.	CTN. QTY.	WT./UM
033003	#10-24		C	100	4000	0.75
033004	#10-32	•	C	100	4000	0.75
033005	1/4"-20		C	100	4000	1.30
033006	5/16"-18	•	C	100	2000	2.30
033007	3/8"-16		C	100	1000	3.70
033008	1/2"-13	•	C	50	500	8.80



Plain Finished Hex Nuts

CAT. NO.	SIZE	MADE TO ORDER	U/M	BOX QTY.	CTN. QTY.	WT./UM
316003	3/8"-16		C	100	2000	1.50



Plain Finished Heavy Hex Nuts

CAT. NO.	SIZE	MADE TO ORDER	U/M	BOX QTY.	CTN. QTY.	WT./UM
321001	1/4"-20	•	C	100	3000	0.75
321003	3/8"-16		C	100	2000	2.91
321005	1/2"-13		C	50	500	2.99
321006	5/8"-11		C	25	250	2.82
321007	3/4"-10		C	25	250	4.63



Zinc Economy Rod Coupling Nuts

CAT. NO.	SIZE	MADE TO ORDER	U/M	BOX QTY.	CTN. QTY.	WT./UM
030001	#6-32	•	C	100	4000	0.50
030002	#8-32	•	C	100	3000	1.10
030003	#10-24	•	C	100	3000	1.00
030004	#10-32	•	C	100	3000	1.00
030005	1/4"-20 x 3/8" x 7/8"		C	100	2000	1.90
030006	5/16"-18 x 7/16" x 7/8"		C	100	1000	2.30
030007	3/8"-16 x 1/2" x 1-1/8"		C	100	1000	3.60
030009	1/2"-13 x 5/8" x 1-1/4"		C	50	500	8.24
030010	5/8"-11 x 13/16" x 2-1/8"		C	25	250	30.87
030011	3/4"-10 x 1" x 2-1/4"		C	25	125	44.10
030012	7/8"-9 x 1-1/4" x 2-1/2"		C	10	100	57.32
030013	1"-8 x 1-1/4" x 2-1/2"	•	C	10	100	45.33



Zinc Reducing Rod Coupling Nuts

CAT. NO.	SIZE	MADE TO ORDER	U/M	BOX QTY.	CTN. QTY.	WT./UM
030016	3/8"-16 - 1/4"-20		C	50	1000	3.92
030017	1/2"-13 - 3/8"-16		C	50	500	6.90
030018	5/8"-11 - 1/2"-13		C	25	250	11.70
030019	3/4"-10 - 1/2"-13	•	C	25	250	13.50
030021	3/4"-10 - 5/8"-11		C	25	250	21.70
030023	3/8"-16 - 5/16"-18	•	C	50	1000	3.92



Zinc Long Rod Coupling Nuts

CAT. NO.	SIZE	MADE TO ORDER	U/M	BOX QTY.	CTN. QTY.	WT./UM
030050	1/4"-20 x 7/16" x 1-3/4"		C	100	500	5.70
030052	3/8"-16 x 9/16" x 1-3/4"		C	50	250	8.03
030053	1/2"-13 x 11/16" x 1-3/4"		C	50	250	14.77

STAINLESS STEEL PRODUCTS



Stainless Steel Machine Bolt

CAT. NO.	SIZE	MADE TO ORDER	U/M	BOX QTY.	CTN. QTY.	WT./U/M
801001	1/4"-20 x 1/2"		C	100	2000	1.18
801002	1/4"-20 x 5/8"		C	100	2000	1.31
801003	1/4"-20 x 3/4"		C	100	2000	1.44
801005	1/4"-20 x 1"		C	100	2000	1.67
801006	1/4"-20 x 1-1/4"		C	100	1000	2.02
801007	1/4"-20 x 1-1/2"		C	100	1000	2.39
801008	1/4"-20 x 1-3/4"		C	100	1000	2.70
801009	1/4"-20 x 2"	•	C	100	1000	3.07
801011	1/4"-20 x 2-1/2"	•	C	100	1000	3.75
801013	1/4"-20 x 3"	•	C	100	1000	4.35
801019	1/4"-20 x 5"		C	100	500	7.35
801021	1/4"-20 x 6"	•	C	100	500	8.39
801028	5/16"-18 x 1/2"	•	C	100	2000	1.82
801030	5/16"-18 x 3/4"	•	C	100	2000	2.33
801032	5/16"-18 x 1"	•	C	100	1000	2.74
801033	5/16"-18 x 1-1/4"	•	C	100	1000	3.23
801034	5/16"-18 x 1-1/2"	•	C	100	1000	3.82
801036	5/16"-18 x 2"	•	C	100	1000	4.82
801037	5/16"-18 x 20-1/4"		C	100	500	5.65
801038	5/16"-18 x 2-1/2"	•	C	100	500	5.39
801040	5/16"-18 x 3"	•	C	100	500	5.95
801053	3/8"-16 x 1/2"		C	100	1000	2.89
801054	3/8"-16 x 5/8"		C	100	1000	3.16
801055	3/8"-16 x 3/4"		C	100	1000	3.40
801057	3/8"-16 x 1"		C	100	1000	4.03
801058	3/8"-16 x 1-1/4"		C	100	1000	4.78
801059	3/8"-16 x 1-1/2"		C	100	1000	5.54
801061	3/8"-16 x 2"		C	100	500	6.94
801063	3/8"-16 x 2-1/2"	•	C	50	500	8.52
801065	3/8"-16 x 3"	•	C	50	500	10.04
801067	3/8"-16 x 3-1/2"	•	C	50	250	11.50
801069	3/8"-16 x 4"	•	C	50	250	13.06
801104	1/2"-13 x 1-1/4"		C	50	500	10.42
801105	1/2"-13 x 1-1/2"		C	50	250	13.24
801107	1/2"-13 x 2"		C	50	250	16.04
801109	1/2"-13 x 2-1/2"	•	C	50	250	18.74
801111	1/2"-13 x 3"	•	C	25	125	21.48
801113	1/2"-13 x 3-1/2"	•	C	25	125	21.48
801115	1/2"-13 x 4"	•	C	25	125	24.08
801116	1/2"-13 x 4-1/2"	•	C	25	125	26.60
801117	1/2"-13 x 5"	•	C	25	125	29.60
801119	1/2"-13 x 6"	•	C	25	75	39.40
801121	1/2"-13 x 7"	•	C	25	75	35.08
801123	1/2"-13 x 8"	•	C	25	75	44.80
801145	5/8"-11 x 2"		C	25	125	22.40
801147	5/8"-11 x 2-1/2"	•	C	25	125	26.28
801149	5/8"-11 x 3"		C	25	125	30.48
801183	3/4"-10 x 2"	•	C	25	125	35.10
801187	3/4"-10 x 3"	•	C	25	75	47.55
801189	3/4"-10 x 3-1/2"	•	C	25	75	53.80
801191	3/4"-10 x 4"		C	25	75	15.00
801192	3/4"-10 x 4-1/2"		C	25	75	16.40



Stainless Steel Carriage Bolts

CAT. NO.	SIZE	MADE TO ORDER	U/M	BOX QTY.	CTN. QTY.	WT./U/M
806013	1/4" x 20 x 3/4"		C	100	2000	1.55
806015	1/4" x 20 x 1"		C	100	2000	1.70
806017	1/4"-20 x 1-1/2"	•	C	100	1000	2.19

CAT. NO.	SIZE	MADE TO ORDER	U/M	BOX QTY.	CTN. QTY.	WT./U/M
806019	1/4"-20 x 2"	•	C	100	1000	2.76
806021	1/4"-20 x 2-1/2"	•	C	100	1000	3.26
806023	1/4"-20 x 3"	•	C	100	500	3.78
806025	1/4"-20 x 3-1/2"	•	C	100	500	4.45
806027	1/4"-20 x 4"	•	C	100	500	4.89
806029	1/4"-20 x 5"	•	C	100	500	6.05
806037	5/16"-18 x 1"	•	C	100	1000	2.95
806039	5/16"-18 x 1-1/2"	•	C	100	1000	3.81
806041	5/16"-18 x 2"		C	100	500	4.52
806043	5/16"-18 x 2-1/2"	•	C	100	500	5.46
806045	5/16"-18 x 3-1/2"	•	C	100	500	6.50
806063	3/8"-16 x 1"		C	100	1000	4.61
806064	3/8"-16 x 1-1/4"	•	C	100	500	5.08
806065	3/8"-16 x 1-1/2"		C	100	500	5.62
806067	3/8"-16 x 2"	•	C	50	500	6.94
806069	3/8"-16 x 2-1/2"	•	C	50	250	8.25
806071	3/8"-16 x 3"	•	C	50	250	9.39
806073	3/8"-16 x 3-1/2"	•	C	50	250	10.51
806104	1/2"-13 x 2"	•	C	50	250	13.20




Stainless Steel Lag Bolts

CAT. NO.	SIZE	MADE TO ORDER	U/M	BOX QTY.	CTN. QTY.	WT./U/M
807001	1/4" x 1"		C	100	2000	1.48
807002	1/4" x 1-1/4"		C	100	2000	1.67
807003	1/4" x 1-1/2"		C	100	1000	1.83
807005	1/4" x 2"		C	100	1000	2.58
807006	1/4" x 2-1/2"		C	100	1000	3.00
807007	1/4" x 3"		C	100	0	3.57
807008	1/4" x 3-1/2"		C	100	500	4.03
807009	1/4" x 4"		C	100	500	4.44
807011	1/4" x 5"		C	100	500	5.46
807013	1/4" x 6"		C	100	500	6.59
807016	5/16" x 1-1/2"		C	100	1000	3.70
807018	5/16" x 2"		C	100	1000	4.05
807020	5/16" x 3"		C	100	500	5.38
807021	5/16" x 3-1/2"	•	C	100	500	6.01
807022	5/16" x 4"		C	50	250	6.88
807029	3/8" x 1-1/2"		C	100	1000	4.19
807031	3/8" x 2"	•	C	100	500	6.56
807032	3/8" x 2-1/2"		C	50	500	6.51
807033	3/8" x 3"	•	C	50	500	7.76
807034	3/8" x 3-1/2"	•	C	50	250	8.78
807035	3/8" x 4"	•	C	50	250	10.09
807037	3/8" x 5"	•	C	50	250	12.51
807039	3/8" x 6"	•	C	50	250	14.99
807044	1/2" x 1-1/2"	•	C	50	500	8.43
807045	1/2" x 2"	•	C	50	250	10.65
807047	1/2" x 3"	•	C	50	250	15.13
807049	1/2" x 4"	•	C	25	125	19.47
807051	1/2" x 5"	•	C	25	125	24.20
807053	1/2" x 6"	•	C	25	125	28.80
807056	1/2" x 8"	•	C	25	75	9.55



Stainless Steel Machine Screws Pan Phillips Head

CAT. NO.	SIZE	MADE TO ORDER	U/M	BOX QTY.	CTN. QTY.	WT./U/M
883174	3/8"-16 x 1-3/4"		C	100	1000	



Stainless Steel Tapping Screws Pan Phillips Head

CAT. NO.	SIZE	MADE TO ORDER	U/M	BOX QTY.	CTN. QTY.	WT./UM
865007	#6 x 3/8 AB	•	C	100	4000	0.13
865008	#6 x 1/2" AB	•	C	100	4000	0.18
865009	#6 x 5/8 AB	•	C	100	4000	0.20
865010	#6 x 3/4" AB	•	C	100	4000	0.24
865012	#6 x 1" A	•	C	100	4000	0.27
865013	#6 x 1-1/4" A	•	C	100	4000	0.34
865014	#6 x 1-1/2" A	•	C	100	3000	0.42
865015	#6 x 2" A	•	C	100	3000	0.50
865024	#8 x 3/8" AB	•	C	100	4000	0.64
865025	#8 x 1/2" AB	•	C	100	4000	0.28
865026	#8 x 5/8" AB	•	C	100	4000	0.31
865027	#8 x 3/4" AB	•	C	100	4000	0.37
865029	#8 x 1" A	•	C	100	4000	0.41
865030	#8 x 1-1/4" A	•	C	100	3000	0.51
865031	#8 x 1-1/2" A	•	C	100	3000	0.61
865033	#8 x 2" A	•	C	100	3000	0.69
865034	#8 x 2-1/2" A	•	C	100	1000	0.89
865035	#8 x 3" A	•	C	100	1000	1.10
865036	#10 x 3/8" AB	•	C	100	4000	1.30
865037	#10 x 1/2" AB	•	C	100	4000	0.44
865039	#10 x 3/4" AB	•	C	100	4000	0.50
865041	#10 x 1" A	•	C	100	4000	0.54
865042	#10 x 1-1/4" A	•	C	100	3000	0.69
865043	#10 x 1-1/2" A	•	C	100	3000	0.81
865045	#10 x 2" A	•	C	100	1000	0.94
865046	#10 x 2-1/2" A	•	C	100	1000	1.20
865047	#10 x 3" A	•	C	100	1000	1.40
865048	#12 x 1/2" AB	•	C	100	4000	1.67
865050	#12 x 3/4" AB	•	C	100	3000	0.61
865052	#12 x 1" A	•	C	100	3000	0.81
865053	#12 x 1-1/4" A	•	C	100	3000	0.96
865054	#12 x 1-1/2" A	•	C	100	3000	1.15
865055	#12 x 1-3/4" A	•	C	100	1000	1.30
865056	#12 x 2" A	•	C	100	1000	1.61
865057	#12 x 2-1/2" A	•	C	100	1000	1.98
865058	#12 x 3" A	•	C	100	1000	2.33
865061	#14 x 3/4" AB	•	C	100	3000	0.86
865063	#14 x 1" A	•	C	100	3000	0.96
865064	#14 x 1-1/4" A	•	C	100	3000	1.20
865065	#14 x 1-1/2" A	•	C	100	1000	1.38
865067	#14 x 2" A	•	C	100	1000	1.57
865068	#14 x 2-1/2" A	•	C	100	1000	1.80
865069	#14 x 3" A	•	C	100	1000	2.75



Stainless Steel Tapping Screws Flat Phillips Head

CAT. NO.	SIZE	MADE TO ORDER	U/M	BOX QTY.	CTN. QTY.	WT./UM
866003	#4 x 1/2" AB	•	C	100	4000	0.10
866004	#4 x 5/8 AB	•	C	100	4000	0.10
866005	#4 x 3/4" AB	•	C	100	4000	0.15
866008	#6 x 1/2" AB	•	C	100	4000	0.15
866009	#6 x 5/8 AB	•	C	100	4000	0.15
866010	#6 x 3/4" AB	•	C	100	4000	0.30
866012	#6 x 1" A	•	C	100	4000	0.30
866013	#6 x 1-1/4" A	•	C	100	4000	0.35
866014	#6 x 1-1/2" A	•	C	100	3000	0.40
866015	#6 x 2" A	•	C	100	3000	0.60
866024	#8 x 3/8" AB	•	C	100	4000	0.25

CAT. NO.	SIZE	MADE TO ORDER	U/M	BOX QTY.	CTN. QTY.	WT./UM
866025	#8 x 1/2" AB	•	C	100	4000	0.25
866026	#8 x 5/8" AB	•	C	100	4000	0.25
866027	#8 x 3/4" AB	•	C	100	4000	0.40
866029	#8 x 1" A	•	C	100	4000	0.40
866030	#8 x 1-1/4" A	•	C	100	3000	0.50
866031	#8 x 1-1/2" A	•	C	100	3000	0.55
866032	#8 x 1-3/4" A	•	C	100	3000	0.70
866033	#8 x 2" A	•	C	100	3000	0.89
866034	#8 x 2-1/2" A	•	C	100	1000	1.05
866035	#8 x 3" A	•	C	100	1000	1.30
866037	#10 x 1/2" AB	•	C	100	4000	0.30
866039	#10 x 3/4" AB	•	C	100	4000	0.40
866041	#10 x 1" A	•	C	100	4000	0.5
866042	#10 x 1-1/4" A	•	C	100	3000	0.65
866043	#10 x 1-1/2" A	•	C	100	3000	0.75
866044	#10 x 1-3/4" A	•	C	100	3000	1.05
866045	#10 x 2" A	•	C	100	3000	1.10
866046	#10 x 2-1/2" A	•	C	100	1000	1.35
866047	#10 x 3" A	•	C	100	1000	1.63
866052	#12 x 1" A	•	C	100	3000	0.80
866053	#12 x 1-1/4" A	•	C	100	3000	1.05
866054	#12 x 1-1/2" A	•	C	100	3000	1.10
866055	#12 x 1-3/4" A	•	C	100	1000	1.30
866056	#12 x 2" A	•	C	100	1000	1.50
866057	#12 x 2-1/2" A	•	C	100	1000	1.85
866058	#12 x 3" A	•	C	100	1000	2.20
866061	#14 x 3/4" AB	•	C	100	3000	0.85
866063	#14 x 1" A	•	C	100	3000	1.10
866064	#14 x 1-1/4" A	•	C	100	3000	1.30
866065	#14 x 1-1/2" A	•	C	100	1000	1.50
866067	#14 x 2" A	•	C	100	1000	2.00
866068	#14 x 2-1/2" A	•	C	100	1000	2.45
866069	#14 x 3" A	•	C	100	1000	2.10
866071	#10 x 4"	•	C	100	1000	2.10



Stainless Steel Machine Screws Flat Phillips Head

CAT. NO.	SIZE	MADE TO ORDER	U/M	BOX QTY.	CTN. QTY.	WT./UM
880004	#6-32 x 1/2"	•	C	100	4000	0.20
880008	#6-32 x 1"	•	C	100	4000	0.34
880010	#6-32 x 1-1/2"	•	C	100	3000	0.45
880012	#6-32 x 2"	•	C	100	3000	0.63
880015	#8-32 x 3/8"	•	C	100	4000	0.23
880016	#8-32 x 1/2"	•	C	100	4000	0.29
880018	#8-32 x 3/4"	•	C	100	4000	0.40
880020	#8-32 x 1"	•	C	100	4000	0.52
880027	#10-24 x 3/8"	•	C	100	4000	0.30
880028	#10-24 x 1/2"	•	C	100	4000	0.40
880030	#10-24 x 3/4"	•	C	100	4000	0.53
880032	#10-24 x 1"	•	C	100	3000	0.66
880034	#10-24 x 1-1/2"	•	C	100	3000	0.94
880038	#10-24 x 3"	•	C	100	1000	1.83
880040	#10-32 x 1/2"	•	C	100	4000	0.42
880042	#10-32 x 3/4"	•	C	100	4000	0.52
880044	#10-32 x 1"	•	C	100	3000	0.66
880045	#10-32 x 1-1/4"	•	C	100	3000	0.80
880046	#10-32 x 1-1/2"	•	C	100	3000	0.94
880048	#10-32 x 2"	•	C	100	1000	1.24
880049	#10-32 x 2-1/2"	•	C	100	1000	1.50
880051	1/4"-20 x 1/2"	•	C	100	4000	0.76
880053	1/4"-20 x 3/4"	•	C	100	3000	1.01
880055	1/4"-20 x 1"	•	C	100	3000	1.26
880056	1/4"-20 x 1-1/4"	•	C	100	3000	1.51
880057	1/4"-20 x 1-1/2"	•	C	100	1000	1.77
880059	1/4"-20 x 2"	•	C	100	1000	2.27

Table continues on next page

CAT. NO.	SIZE	MADE TO ORDER	U/M	BOX QTY.	CTN. QTY.	WT./UM
880063	1/4"-20 x 3-1/2"	•	C	100	1000	3.24
880065	1/4"-20 x 4"	•	C	100	500	4.25
880101	#12-24 x 1/2"	•	C	100	400	0.45
880103	#12-24 x 3/4"	•	C	100	4000	0.72
880105	#12-24 x 1"	•	C	100	3000	1.09
880106	#12-24 x 1-1/2"	•	C	100	3000	1.35



Stainless Steel Machine Screws Pan Phillips Head

CAT. NO.	SIZE	MADE TO ORDER	U/M	BOX QTY.	CTN. QTY.	WT./UM
883056	#8-32 x 1/2"	•	C	100	4000	0.35
883057	#8-32 x 5/8"	•	C	100	4000	0.40
883058	#8-32 x 3/4"	•	C	100	4000	0.46
883060	#8-32 x 1"	•	C	100	4000	0.56
883062	#8-32 x 1-1/2"	•	C	100	3000	0.77
883064	#8-32 x 2"	•	C	100	3000	1.01
883091	#10-32 x 1/2"	•	C	100	4000	0.49
883093	#10-32 x 3/4"	•	C	100	4000	0.62
883095	#10-32 x 1"	•	C	100	3000	0.75
883096	#10-32 x 1-1/4"	•	C	100	3000	1.05
883102	#10-24 x 1/2"	•	C	100	4000	0.49
883104	#10-24 x 3/4"	•	C	100	4000	0.62
883106	#10-24 x 1"	•	C	100	3000	0.75
883108	#10-24 x 1-1/2"	•	C	100	3000	1.03
883110	#10-24 x 2"	•	C	100	3000	1.45
883112	#10-24 x 2-1/2"	•	C	100	1000	1.75
883114	#10-24 x 3"	•	C	100	1000	1.91
883116	#10-24 x 4"	•	C	100	1000	2.53
883125	1/4"-20 x 3/8"	•	C	100	4000	0.96
883126	1/4"-20 x 1/2"	•	C	100	3000	0.97
883128	1/4"-20 x 3/4"	•	C	100	3000	1.19
883130	1/4"-20 x 1"	•	C	100	3000	1.45
883131	1/4"-20 x 1-1/4"	•	C	100	3000	1.69
883132	1/4"-20 x 1-1/2"	•	C	100	1000	1.97
883134	1/4"-20 x 2"	•	C	100	1000	2.42
883136	1/4"-20 x 2-1/2"	•	C	100	1000	2.92
883138	1/4"-20 x 3"	•	C	100	1000	3.43
883139	1/4"-20 x 4"	•	C	100	500	4.63
883169	3/8"-16 x 3/4"	•	C	100	1000	3.83
883174	3/8"-16 x 1-3/4"	•	C	100	1000	6.31



Stainless Steel Tap Bolts

CAT. NO.	SIZE	MADE TO ORDER	U/M	BOX QTY.	CTN. QTY.	WT./UM
801400	1/4"-20 x 1/2"		C	100	2000	1.18
801401	1/4"-20 x 3/4"		C	100	2000	1.44
801402	1/4"-20 x 1"		C	100	2000	1.67
801403	1/4"-20 x 1-1/4"		C	100	1000	2.01
801404	1/4"-20 x 1-1/2"		C	100	1000	2.36
801405	1/4"-20 x 2"		C	100	1000	3.07
801406	1/4"-20 x 2-1/2"		C	100	1000	3.75
801407	1/4"-20 x 3"		C	100	1000	4.35
801409	1/4"-20 x 4"		C	100	500	5.75
801415	5/16"-18 x 3/4"		C	100	2000	2.33
801416	5/16"-18 x 1"		C	100	1000	2.74
801418	5/16"-18 x 1-1/2"		C	100	1000	3.82
801419	5/16"-18 x 2"	•	C	100	1000	4.82
801420	5/16"-18 x 2-1/2"	•	C	100	500	5.95
801428	3/8" x 3/4"		C	100	1000	3.56
801429	3/8" x 1"		C	100	1000	4.03

CAT. NO.	SIZE	MADE TO ORDER	U/M	BOX QTY.	CTN. QTY.	WT./UM
801430	3/8"-x 1-1/4"		C	100	1000	4.78
801431	3/8" x 1-1/2"		C	100	1000	5.54
801432	3/8" x 2"		C	100	500	6.94
801433	3/8" x 2-1/2"		C	50	500	8.52
801434	3/8" x 3"		C	50	500	10.04
801435	3/8" x 3-1/2"		C	50	250	11.51
801436	3/8" x 4"	•	C	50	250	13.06
801438	3/8" x 5"	•	C	50	250	15.95
801440	3/8" x 6"	•	C	50	250	19.13
801441	1/2"-13 x 3/4"	•	C	50	500	7.28
801442	1/2"-13 x 1"	•	C	50	500	8.30
801443	1/2"-13 x 1-1/4"	•	C	50	500	9.30
801444	1/2"-13 x 1-1/2"	•	C	50	500	10.42
801445	1/2"-13 x 2"	•	C	50	250	13.25
801446	1/2"-13 x 2-1/2"	•	C	50	250	16.05
801447	1/2"-13 x 3"	•	C	50	250	18.75
801483	5/8"-11 x 3"	•	C	25	125	7.45
801487	5/8"-11 x 4"	•	C	25	125	9.15



Stainless Steel Self Drilling Screws Hex Washer Head

CAT. NO.	SIZE	MADE TO ORDER	U/M	BOX QTY.	CTN. QTY.	WT./UM
813502	#6-20 x 1/2"	•	C	100	4000	0.26
813503	#6-20 x 3/4"	•	C	100	4000	0.33
813504	#6-20 x 1"	•	C	100	4000	0.38
813507	#8-18 x 1/2"		C	100	4000	0.40
813509	#8-18 x 3/4" S		C	100	4000	0.50
813510	#8-18 x 1"		C	100	3000	0.55
813512	#8-18 x 1-1/2"		C	100	3000	0.70
813513	#10-16 x 1/2"		C	100	4000	0.50
813515	#10-16 x 3/4"		C	100	3000	0.60
813516	#10-16 x 1"		C	100	3000	0.70
813517	#10-16 x 1-1/4"	•	C	100	3000	0.90
813518	#10-16 x 1-1/2"	•	C	100	3000	1.00
813522	#12-14 x 3/4"		C	100	3000	0.80
813523	#12-14 x 1"		C	100	3000	0.90
813524	#12-14 x 1-1/4"		C	100	3000	1.15
813525	#12-14 x 1-1/2"		C	100	3000	1.30
813526	#12-14 x 2"		C	100	1000	1.54
813529	#14-14 x 3/4"		C	100	3000	0.70
813530	#14-14 x 1"		C	100	3000	0.80
813531	#14-14 x 1-1/4"	•	C	100	1000	1.65
813532	#14-14 x 1-1/2"		C	100	1000	1.86
813533	#14-14 x 2"		C	100	1000	2.31
813534	#14-14 x 2-1/2"	•	C	100	1000	2.75
813535	#14-14 x 3"		C	100	1000	3.17



Stainless Steel Self Drilling Screws Pan Phillips Head

CAT. NO.	SIZE	MADE TO ORDER	U/M	BOX QTY.	CTN. QTY.	WT./UM
813603	#6-20 x 5/8"		C	100	4000	0.20
813604	#6-20 x 3/4"	•	C	100	4000	0.25
813605	#6-20 x 1"	•	C	100	4000	0.30
813607	#8-18 x 2"	•	C	100	3000	0.90
813609	#8-18 x 3/4"		C	100	4000	0.40
813610	#8-18 x 1"		C	100	4000	0.50
813614	#10-16 x 1/2"		C	100	4000	0.50
813615	#10-16 x 3/4"		C	100	4000	0.60

CAT. NO.	SIZE	MADE TO ORDER	U/M	BOX QTY.	CTN. QTY.	WT./UM
813616	#10-16 x 1"		C	100	3000	0.70
813618	#10-16 x 1-1/2"		C	100	3000	1.00
813619	#10-16 x 2"	•	C	100	1000	1.10
813623	#12-14 x 1"		C	100	3000	1.00
813627	#12-14 x 2-1/2"		C	100	1000	2.10
813628	#12-14 x 3"	•	C	100	1000	2.30



Stainless Steel Fender Washers

CAT. NO.	SIZE	MADE TO ORDER	U/M	BOX QTY.	CTN. QTY.	WT./UM
846002	3/16" x 1"	•	C	100	2000	1.30
846004	1/4" x 1"		C	100	2000	1.22
846005	1/4" x 1-1/4"		C	100	2000	1.90
846006	1/4" x 1-1/2"		C	100	1000	3.05
846008	5/16" x 1-1/2"	•	C	100	1000	2.70
846009	3/8" x 1-1/4"		C	100	2000	2.00
846010	3/8" x 1-1/2"		C	100	1000	2.95
846011	1/2" x 1-1/2"		C	100	1000	2.45
846012	1/2" x 2"		C	100	1000	5.30

Stainless Steel Type 316 Fender Washers

CAT. NO.	SIZE	MADE TO ORDER	U/M	BOX QTY.	CTN. QTY.	WT./UM
846305	1/4" x 1-1/4"	•	C	100	2000	1.90
846309	3/8" x 1-1/4"	•	C	100	2000	2.00
846310	3/8" x 1-1/2"	•	C	100	1000	2.95
846312	1/2" x 2"	•	C	100	1000	5.30



Stainless Steel Finishing Washers

CAT. NO.	SIZE	MADE TO ORDER	U/M	BOX QTY.	CTN. QTY.	WT./UM
849002	No. 6	•	C	100	4000	0.08
849003	No. 8		C	100	4000	0.11
849004	No. 10		C	100	4000	0.14
849005	No. 12		C	100	4000	0.21
849006	No. 14		C	100	3000	0.27



Stainless Steel Neoprene Sealing Washers

CAT. NO.	SIZE	MADE TO ORDER	U/M	BOX QTY.	CTN. QTY.	WT./UM
813547	#8		C	100	1000	0.30
813548	#10		C	100	1000	0.30
813549	#12		C	100	1000	0.40
813550	#14		C	100	1000	0.40
813553	3/8"	•	C			



Stainless Steel Flat Washers

CAT. NO.	SIZE	MADE TO ORDER	U/M	BOX QTY.	CTN. QTY.	WT./UM
842002	1/4"		C	100	4000	0.60
842003	5/16"		C	100	4000	1.10
842004	3/8"		C	100	4000	1.40
842006	1/2"		C	100	2000	3.90
842008	5/8"		C	50	1000	7.70
842009	3/4"		C	25	500	11.00
842010	7/8"	•	C	25	500	15.30
842011	1"	•	C	25	500	18.80
842013	1-1/4"	•	C	10	100	26.00
843002	No. 6	•	C	100	4000	0.10
843003	No. 8		C	100	4000	0.20
843004	No. 10		C	100	4000	0.20
843005	No. 12	•	C	100	4000	0.30



Stainless Steel Flat Washers Type 316

CAT. NO.	SIZE	MADE TO ORDER	U/M	BOX QTY.	CTN. QTY.	WT./UM
843304	#10	•	C	100	4000	0.20
844002	1/4"		C	100	4000	0.60
844003	5/16"		C	100	4000	1.10
844004	3/8"		C	100	4000	1.40
844006	1/2"		C	100	2000	3.90
844008	5/8"		C	50	1000	7.70
844009	3/4"		C	25	500	11.00



Stainless Steel Split Lock Washers

CAT. NO.	SIZE	MADE TO ORDER	U/M	BOX QTY.	CTN. QTY.	WT./UM
847002	No. 6	•	C	100	4000	0.03
847003	No. 8		C	100	4000	0.05
847004	No. 10		C	100	4000	0.07
847006	1/4"		C	100	4000	0.22
847007	5/16"		C	100	4000	0.38
847008	3/8"		C	100	4000	0.60
847010	1/2"		C	100	2000	1.30
847012	5/8"	•	C	100	1000	2.40
847013	3/4"	•	C	100	1000	4.00
847014	1"	•	C	50	500	8.80
847015	7/8"	•	C	50	500	6.34



Stainless Steel Split Lock Washers Type 316

CAT. NO.	SIZE	MADE TO ORDER	U/M	BOX QTY.	CTN. QTY.	WT./UM
847304	#10	•		100	4000	0.70
847306	1/4"	•		100	4000	0.22



Stainless Steel Machine Screw Nuts

CAT. NO.	SIZE	MADE TO ORDER	U/M	BOX QTY.	CTN. QTY.	WT./UM
815005	#6-32		C	100	4000	0.21
815006	#8-32		C	100	4000	0.28
815007	#10-24		C	100	4000	0.33
815008	#10-32		C	100	4000	0.33
815009	#12-24	•	C	100	4000	0.56



Stainless Steel Finish Hex Nuts NC

CAT. NO.	SIZE	MADE TO ORDER	U/M	BOX QTY.	CTN. QTY.	WT./UM
816001	1/4"-20		C	100	4000	0.68
816002	5/16"-18		C	100	3000	1.02
816003	3/8"-16		C	100	2000	1.49
816005	1/2"-13		C	50	1000	3.60
816007	5/8"-11		C	50	500	7.11
816008	3/4"-10		C	25	250	11.80
816009	7/8"-9	•	C	10	200	17.67
816010	1"-8	•	C	10	100	26.60



Stainless Steel Finished Hex Nuts NC Type 316

CAT. NO.	SIZE	MADE TO ORDER	U/M	BOX QTY.	CTN. QTY.	WT./UM
819001	1/4"-20		C	100	4000	0.68
819002	5/6"-18	•	C	100	3000	1.02
819003	3/8"-16	•	C	100	2000	1.49
819005	1/2"-13		C	50	1000	3.60
819007	5/8"-11	•	C	50	500	7.11
819008	3/4"-10	•	C	25	250	11.80



Stainless Steel Locknuts Nylon Insert

CAT. NO.	SIZE	MADE TO ORDER	U/M	BOX QTY.	CTN. QTY.	WT./UM
828003	#8-32 NM	•	C	100	4000	0.41
828004	#10-24 NM	•	C	100	4000	0.48
828005	#10-32 NM	•	C	100	4000	0.48
828006	1/4"-20 NE		C	100	4000	0.84
828007	5/16"-18 NE		C	100	3000	1.10
828008	3/8"-16 NE		C	100	200	1.76
828010	1/2"-13 NE	•	C	50	500	4.10



Stainless Steel Acorn Nuts

CAT. NO.	SIZE	MADE TO ORDER	U/M	BOX QTY.	CTN. QTY.	WT./UM
832005	1/4"-20	•	C	100	4000	0.92
832007	3/8"-16		C	100	4000	2.34



Stainless Steel Wing Nuts Forged

CAT. NO.	SIZE	MADE TO ORDER	U/M	BOX QTY.	CTN. QTY.	WT./UM
833005	1/4"-20	•	C	100	4000	2.30
833006	5/16"-18		C	100	2000	2.05
833007	3/8"-16		C	100	1000	3.70



Stainless Steel Rod Coupling Nuts

CAT. NO.	SIZE	MADE TO ORDER	U/M	BOX QTY.	CTN. QTY.	WT./UM
830005	1/4"-20		C	100	2000	1.90
830007	3/8"-16		C	100	1000	3.60
830009	1/2"-13		C	50	500	8.24
830010	5/8"-11		C	25	250	30.87



Stainless Steel Serrated Flange Nuts

CAT. NO.	SIZE	MADE TO ORDER	U/M	BOX QTY.	CTN. QTY.	WT./UM
816498	1/4"-20		C	100	4000	0.80
816500	3/8"-16		C	100	2000	1.90

DOMESTIC PRODUCTS



Zinc Cap Screw Grade 5 USA

CAT. NO.	SIZE	MADE TO ORDER	U/M	BOX QTY.	CTN. QTY.	WT./UM
D002001	1/4"-20 x 1/2"		C	100	2000	1.14
D002003	1/4"-20 x 3/4"		C	100	2000	1.41
D002005	1/4"-20 x 1"		C	100	2000	1.67
D002006	1/4"-20 x 1-1/4"		C	100	1000	2.01
D002007	1/4"-20 x 1-1/2"		C	100	1000	2.36
D002009	1/4"-20 x 2"		C	100	1000	3.07
D002011	1/4"-20 x 2-1/2"	•	C	100	1000	3.75
D002013	1/4"-20 x 3"	•	C	100	1000	4.35
D002015	1/4"-20 x 3-1/2"	•	C	100	500	5.25
D002017	1/4"-20 x 4"	•	C	100	500	5.75
D002022	5/16"-18 x 1/2"	•	C	100	2000	2.00
D002024	5/16"-18 x 3/4"	•	C	100	2000	2.33
D002026	5/16"-18 x 1"	•	C	100	1000	2.74
D002027	5/16"-18 x 1-1/4"	•	C	100	1000	3.23
D002028	5/16"-18 x 1-1/2"	•	C	100	1000	3.82
D002030	5/16"-18 x 2"	•	C	100	1000	4.82
D002032	5/16"-18 x 2-1/2"	•	C	100	500	6.10
D002034	5/16"-18 x 3"	•	C	100	500	6.91
D002036	5/16"-18 x 3-1/2"	•	C	50	500	4.25
D002038	5/16"-18 x 4"	•	C	50	500	4.75
D002045	3/8"-16 x 3/4"		C	100	1000	3.40
D002047	3/8"-16 x 1"		C	100	1000	4.03
D002048	3/8"-16 x 1-1/4"		C	100	1000	4.78
D002049	3/8"-16 x 1-1/2"		C	100	1000	5.64
D002051	3/8"-16 x 2"		C	100	500	6.94
D002053	3/8"-16 x 2-1/2"		C	50	500	8.52

CAT. NO.	SIZE	MADE TO ORDER	U/M	BOX QTY.	CTN. QTY.	WT./UM
D002055	3/8"-16 x 3"	•	C	50	500	10.04
D002057	3/8"-16 x 3-1/2"	•	C	50	250	11.52
D002059	3/8"-16 x 4"	•	C	50	250	13.06
D002083	1/2"-13 x 3/4"	•	C	50	500	7.26
D002085	1/2"-13 x 1"		C	50	500	8.30
D002086	1/2"-13 x 1-1/4"		C	50	500	9.30
D002087	1/2"-13 x 1-1/2"		C	50	500	10.42
D002089	1/2"-13 x 2"		C	50	250	13.26
D002091	1/2"-13 x 2-1/2"		C	50	250	16.06
D002093	1/2"-13 x 3"	•	C	50	250	19.87
D002095	1/2"-13 x 3-1/2"	•	C	25	125	21.55
D002097	1/2"-13 x 4"	•	C	25	125	24.12
D002098	1/2"-13 x 4-1/2"	•	C	25	125	6.95
D002119	5/8"-11 x 1-1/4"	•	C	25	250	16.12
D002120	5/8"-11 x 1-1/2"	•	C	25	250	18.00
D002121	5/8"-11 x 1-3/4"		C	25	250	19.77
D002122	5/8"-11 x 2"	•	C	25	125	22.12
D002123	5/8"-11 x 2-1/4"	•	C	25	125	24.20
D002124	5/8"-11 x 2-1/2"		C	25	125	26.32
D002125	5/8"-11 x 2-3/4"	•	C	25	125	28.12
D002126	5/8"-11 x 3"		C	25	125	30.52
D002127	5/8"-11 x 3-1/4"	•	C	25	125	32.40
D002128	5/8"-11 x 3-1/2"	•	C	25	125	34.60
D002130	5/8"-11 x 4"	•	C	25	125	37.12
D002133	5/8"-11 x 5-1/2"	•	C	25	125	38.92
D002141	3/4"-10 x 1-1/2"	•	C	25	125	28.70
D002142	3/4"-10 x 1-3/4"	•	C	25	125	31.30
D002143	3/4"-10 x 2"		C	25	125	34.40
D002144	3/4"-10 x 2-1/4"	•	C	25	125	36.60
D002145	3/4"-10 x 2-1/2"		C	25	125	40.30
D002147	3/4"-10 x 3"	•	C	25	75	46.00
D002148	3/4"-10 x 3-1/4"	•	C	25	75	48.90
D002149	3/4"-10 x 3-1/2"		C	25	75	52.40
D002150	3/4"-10 x 3-3/4"	•	C	25	75	55.00
D002152	3/4"-10 x 4-1/2"	•	C	25	75	64.50
D002154	3/4"-10 x 5-1/2"	•	C	20	60	76.90



Zinc Split Lock Washers USA

CAT. NO.	SIZE	MADE TO ORDER	U/M	BOX QTY.	CTN. QTY.	WT./UM
D047006	1/4"		C	100	4000	0.22
D047007	5/16"	•	C	100	4000	0.38
D047008	3/8"		C	100	4000	0.60
D047010	1/2"		C	100	3000	1.30
D047012	5/8"	•	C	100	1000	2.40
D047013	3/4"		C	100	1000	4.00
D047014	7/8"	•	C	50	500	6.34
D047015	1"	•	C	50	500	8.80



Zinc Fender Washers USA

CAT. NO.	SIZE	MADE TO ORDER	U/M	BOX QTY.	CTN. QTY.	WT./UM
D046004	1/4" x 1"		C	100	2000	1.22
D046005	1/4" x 1-1/4"		C	100	2000	1.90
D046006	1/4" x 1-1/2"		C	100	1000	3.05
D046007	5/16" x 1-1/4"	•	C			
D046009	3/8" x 1-1/4"		C	100	2000	2.00
D046010	3/8" x 1-1/2"		C	100	1000	2.95
D046012	1/2" x 2"		C	100	1000	5.30



Zinc USS Flat Washers USA

CAT. NO.	SIZE	MADE TO ORDER	U/M	BOX QTY.	CTN. QTY.	WT./UM
D042002	1/4"		C	100	4000	0.70
D042003	5/16"	•	C	100	3000	1.10
D042004	3/8"		C	100	2000	1.50
D042006	1/2"		C	100	1000	3.90
D042008	5/8"		C	50	500	7.70
D042009	3/4"		C	25	250	11.00
D042010	7/8"	•	C	25	250	15.30
D042011	1"		C	25	250	18.80



Zinc Heavy Hex Nuts Grade 2 USA

CAT. NO.	SIZE	MADE TO ORDER	U/M	BOX QTY.	CTN. QTY.	WT./UM
DB21003	3/8"-16		C	100	1000	3.00
DB21005	1/2"-13		C	50	500	3.15
DB21006	5/8"-11		C	25	250	2.90
DB21007	3/4"-10		C	25	250	4.65



Zinc Rod Coupling Nuts USA

CAT. NO.	SIZE	MADE TO ORDER	U/M	BOX QTY.	CTN. QTY.	WT./UM
D030007	3/8"-16 x 1/2" x 1-1/8"		C	100	1000	3.85
D030009	1/2"-13 x 5/8" x 1-1/4"		C	50	500	3.05



Zinc Hex Nuts NC Grade 5 USA

CAT. NO.	SIZE	MADE TO ORDER	U/M	BOX QTY.	CTN. QTY.	WT./UM
D023001	1/4"-20		C	100	4000	0.68
D023002	5/16"-18	•	C	100	3000	1.02
D023003	3/8"-16		C	100	2000	1.49
D023005	1/2"-13		C	50	1000	3.60
D023006	5/8"-11		C	50	500	7.11
D023007	3/4"-10		C	25	250	11.80
D023008	7/8"-9		C	10	200	17.54
D023009	1"-8	•	C	10	100	26.40



Zinc Heavy Hex Nuts Grade 2 USA

CAT. NO.	SIZE	MADE TO ORDER	U/M	BOX QTY.	CTN. QTY.	WT./UM
D021003	3/8"-16		C	100	4000	0.68
D021005	1/2"-13	•	C	100	3000	1.02
D021006	5/8"-11		C	100	2000	1.49
D021007	3/4"-10		C	50	1000	3.60
D021008	7/8"-9	•	C	50	500	7.11
D021009	1"-8	•	C	10	100	4.01

BRASS PRODUCTS



Brass Finishing Washers

CAT. NO.	SIZE	MADE TO ORDER	U/M	BOX QTY.	CTN. QTY.	WT./UM
749003	#8		C	100	4000	0.11
749004	#10		C	100	4000	0.14
749005	#12		C	100	4000	0.27



Brass Wood Screws Flat Phillips Head

CAT. NO.	SIZE	MADE TO ORDER	U/M	BOX QTY.	CTN. QTY.	WT./UM
776025	#6 x 1/2"		C	100	4000	0.20
776027	#6 x 3/4"		C	100	4000	0.25
776029	#6 x 1"		C	100	4000	0.30
776030	#6 x 1-1/4"		C	100	4000	0.40
776050	#8 x 1"		C	100	4000	0.60
776051	#8 x 1-1/4"		C	100	4000	0.80
776052	#8 x 1-1/2"		C	100	3000	0.90
776054	#8 x 2"		C	100	3000	1.40
776056	#8 x 2-1/2"		C	100	1000	1.60
776072	#10 x 1"		C	100	4000	0.90
776074	#10 x 1-1/2"		C	100	3000	1.30
776076	#10 x 2"		C	100	1000	1.30
776078	#10 x 2-1/2"		C	100	1000	1.90
776080	#10 x 3"		C	100	1000	2.10
776085	#12 x 1"		C	100	3000	0.90
776087	#12 x 1-1/2"		C	100	1000	1.90
776088	#12 x 2"		C	100	1000	1.80
776089	#12 x 2-1/2"		C	100	3000	0.90

JAR PRODUCTS



Drywall Screws Phillips Bugle Head Phosphate Finish Fine Thread

CAT. NO.	SIZE	MADE TO ORDER	U/M	BOX QTY.	CTN. QTY.	WT./UM
005001J	#6 x 1"			100	3000	0.35
005003J	#6 x 1-1/4"			100	3000	0.45
005004J	#6 x 1-5/8"			100	3000	0.50
005005J	#6 x 2"			100	1000	0.60
005006J	#6 x 2-1/4"			100	1000	0.65
005007J	#8 x 2-1/2"			100	1000	1.05
005008J	#8 x 3"			100	1000	1.15



Drywall Screws Phillips Bugle Head Phosphate Finish Coarse Thread

CAT. NO.	SIZE	MADE TO ORDER	U/M	BOX QTY.	CTN. QTY.	WT./UM
005051J	#6 x 1"		C	100	3000	0.35
005053J	#6 x 1-1/4"		C	100	3000	0.44
005054J	#6 x 1-5/8"		C	100	3000	0.50
005055J	#6 x 2"		C	100	1000	0.60
005058J	#8 x 3"		C	100	1000	1.01



Framing Screws Pan Phillips Head

CAT. NO.	SIZE	MADE TO ORDER	U/M	BOX QTY.	CTN. QTY.	WT./UM
005185J	#6 x 7/16" Sharp Point		C	100	3000	0.30
005186J	#6 x 7/16" M		C	1000	10000	2.55
005187J	#6 x 7/16" SD		C	100	3000	0.35
005189J	#6 x 7/16" SDM		C	1000	10000	2.70
005190J	#6 x 7/16" SDM		C	1000	10000	0.35



Zinc Fender Washers

CAT. NO.	SIZE	MADE TO ORDER	U/M	BOX QTY.	CTN. QTY.	WT./UM
046002J	3/16" x 1"		C	100	3000	1.30
046003J	3/16" x 1-1/4"		C	100	2000	2.15
046004J	1/4" x 1"		C	100	3000	1.22
046005J	1/4" x 1-1/4"		C	100	2000	1.90
046006J	1/4" x 1-1/2"		C	100	1000	3.05
046007J	5/16" x 1-1/4"		C	100	2000	2.15
046008J	5/16" x 1-1/2"		C	100	1000	2.70
046009J	3/8" x 1-1/4"		C	100	2000	2.00
046010J	3/8" x 1-1/2"		C	100	1000	2.95
046011J	1/2" x 1-1/2"		C	100	1000	2.45
046012J	1/2" x 2"		C	100	1000	5.30
046013J	3/8" x 2"		C	100	1000	5.70
046014J	1/4" x 2"		C	100	1000	4.95
046015J	3/8" x 1"		C	100	3000	1.90



Zinc Hex Nuts

CAT. NO.	SIZE	MADE TO ORDER	U/M	BOX QTY.	CTN. QTY.	WT./U/M
016001J	1/4"-20		C	100	3000	0.75
016002J	5/16"-18		C	100	3000	1.10
016003J	3/8"-16		C	100	2000	1.55
016005J	1/2"-13		C	50	1000	1.85



Truss Combo Machine Screw

CAT. NO.	SIZE	MADE TO ORDER	U/M	BOX QTY.	CTN. QTY.	WT./U/M
085005J	#6-32 x 1/2"		C	100	3000	0.30
085007J	#6-32 x 3/4"		C	100	3000	0.40
085009J	#6-32 x 1"		C	100	3000	0.50
085010J	#6-32 x 1-1/4"		C	100	3000	0.76
085011J	#6-32 x 1-1/2"		C	100	3000	0.60
085013J	#6-32 x 2"		C	100	2000	0.75



Zinc Machine Screws Round Combo Head (Slot/Phillips)

CAT. NO.	SIZE	MADE TO ORDER	U/M	BOX QTY.	CTN. QTY.	WT./U/M
082005J	#6-32 x 1/2"		C	100	3000	0.30
082007J	#6-32 x 3/4"		C	100	3000	0.35
082009J	#6-32 x 1"		C	100	3000	0.45
082010J	#6-32 x 1-1/4"		C	100	3000	0.50
082011J	#6-32 x 1-1/2"		C	100	3000	0.55
082013J	#6-32 x 2"		C	100	2000	0.75
082015J	#6-32 x 2-1/2"		C	100	2000	0.85
082017J	#6-32 x 3"		C	100	1000	1.05
082019J	#6-32 X 4"		C	100	1000	
082027J	#8-32 x 3/8"		C	100	3000	0.30
082028J	#8-32 x 1/2"		C	100	3000	0.40
082030J	#8-32 x 3/4"		C	100	3000	0.50
082032J	#8-32 x 1"		C	100	3000	0.65
082033J	#8-32 x 1-1/4"		C	100	3000	0.70
082034J	#8-32 x 1-1/2"		C	100	3000	0.85
082036J	#8-32 x 2"		C	100	1000	1.10
082037J	#8-32 x 2-1/2"		C	100	1000	1.30
082038J	#8-32 x 3"		C	100	1000	1.55
082039J	#8-32 X 4"		C	100	1000	
082053J	#10-24 x 1/2"		C	100	3000	0.55
082055J	#10-24 x 3/4"		C	100	3000	0.60
082057J	#10-24 x 1"		C	100	3000	0.85
082058J	#10-24 x 1-1/4"		C	100	2000	0.95
082059J	#10-24 x 1-1/2"		C	100	2000	1.15
082061J	#10-24 x 2"		C	100	1000	1.41
082063J	#10-24 x 2-1/2"		C	100	1000	
082065J	#10-24 x 3"		C	100	1000	
082083J	#10-32 x 3/8"		C	100	3000	0.50
082084J	#10-32 x 1/2"		C	100	3000	0.55
082086J	#10-32 x 3/4"		C	100	3000	0.70
082088J	#10-32 x 1"		C	100	3000	0.85
082089J	#10-32 x 1-1/4"		C	100	2000	1.00
082090J	#10-32 x 1-1/2"		C	100	2000	1.15
082092J	#10-32 x 2"		C	100	1000	1.55
082200J	1/4"-20 x 3/8"		C	100	3000	0.90
082201J	1/4"-20 x 1/2"		C	100	3000	1.05
082203J	1/4"-20 x 3/4"		C	100	2000	1.25
082205J	1/4"-20 x 1"		C	100	2000	1.55



CAT. NO.	SIZE	MADE TO ORDER	U/M	BOX QTY.	CTN. QTY.	WT./U/M
082206J	1/4"-20 x 1-1/4"		C	100	2000	1.85
082207J	1/4"-20 x 1-1/2"		C	100	1000	2.05
082209J	1/4"-20 x 2"		C	100	1000	2.60
082211J	1/4"-20 x 2-1/2"		C	100	1000	3.10
082213J	1/4"-20 x 3"		C	100	600	3.70
082245J	3/8"-16 x 1/2"		C	100	1000	2.85
082247J	3/8"-16 x 3/4"		C	100	1000	3.35
082249J	3/8"-16 x 1"		C	100	1000	4.25
082250J	3/8"-16 x 1-1/4"		C	100	1000	4.65
082251J	3/8"-16 x 1-1/2"		C	100	1000	5.10
082253J	3/8"-16 x 2"		C	100	600	6.60
082255J	3/8"-16 X 2-1/2"		C	50	500	
082257J	3/8"-16 x 3"		C	50	300	4.50



Zinc Machine Screws Flat Phillips Head

CAT. NO.	SIZE	MADE TO ORDER	U/M	BOX QTY.	CTN. QTY.	WT./U/M
080003J	#6-32 x 3/8"		C	100	3000	
080004J	#6-32 x 1/2"		C	100	3000	0.30
080006J	#6-32 x 3/4"		C	100	3000	0.40
080008J	#6-32 x 1"		C	100	3000	0.20
080009J	#6-32 x 1-1/4"		C	100	3000	0.55
080010J	#6-32 x 1-1/2"		C	100	3000	0.45
080012J	#6-32 x 2"		C	100	2000	0.50
080016J	#8-32 x 1/2"		C	100	3000	0.40
080018J	#8-32 x 3/4"		C	100	3000	0.40
080020J	#8-32 x 1"		C	100	3000	0.55
080021J	#8-32 x 1-1/4"		C	100	3000	0.60
080022J	#8-32 x 1-1/2"		C	100	3000	0.70
080024J	#8-32 x 2"		C	100	2000	1.10
080025J	#8-32 x 2-1/2"		C	100	1000	
080026J	#8-32 x 3"		C	100	1000	1.45
080027J	#10-24 x 3/8"		C	100	3000	
080028J	#10-24 x 1/2"		C	100	3000	
080030J	#10-24 x 3/4"		C	100	3000	
080032J	#10-24 x 1"		C	100	3000	
080033J	#10-24 x 1-1/4"		C	100	2000	
080034J	#10-24 x 1-1/2"		C	100	2000	
080036J	#10-24 x 2"		C	100	1000	
080037J	#10-24 x 2-1/2"		C	100	1000	
080038J	#10-24 x 3"		C	100	1000	
080040J	#10-32 x 1/2"		C	100	3000	
080042J	#10-32 x 3/4"		C	100	3000	
080044J	#10-32 x 1"		C	100	3000	
080045J	#10-32 x 1-1/4"		C	100	2000	
080046J	#10-32 x 1-1/2"		C	100	2000	
080050J	#1/4-20 x 3/8"		C	100	3000	
080051J	#1/4-20 x 1/2"		C	100	3000	
080052J	#1/4-20 x 5/8"		C	100	2000	
080053J	#1/4-20 x 3/4"		C	100	2000	
080055J	#1/4-20 x 1"		C	100	2000	
080056J	#1/4-20 x 1-1/4"		C	100	1000	
080057J	#1/4-20 x 1-1/2"		C	100	1000	
080059J	#1/4-20 x 2"		C	100	1000	
080060J	#1/4-20 x 2 1/2"		C	100	1000	
080062J	#1/4-20 x 3"		C	100	600	
080200J	#6-32 x 2-1/2"		C	100	2000	0.95
080300J	#6-32 x 3"		C	100	1000	0.75



Zinc Machine Screws Flat Slotted Head

CAT. NO.	SIZE	MADE TO ORDER	U/M	BOX QTY.	CTN. QTY.	WT./U/M
078038J	#6-32 x 1/2"		C	100	3000	0.25
078040J	#6-32 x 3/4"		C	100	3000	0.30
078042J	#6-32 x 1		C	100	3000	0.40
078043J	#6-32 x 1-1/4"		C	100	3000	0.45
078044J	#6-32 x 1-1/2"		C	100	3000	0.55
078046J	#6-32 x 2"		C	100	2000	0.70
078048J	#6-32 x 2-1/2"		C	100	2000	0.80
078049J	#6-32 x 3		C	100	1000	1.00
078050J	#6-32 x 4"		C	100	1000	1.25



Zinc Tap Bolts A307

CAT. NO.	SIZE	MADE TO ORDER	U/M	BOX QTY.	CTN. QTY.	WT./U/M
001400J	1/4"-20 x 1/2"		C	100	3000	1.20
001401J	1/4"-20 x 3/4"		C	100	2000	1.45
001402J	1/4"-20 x 1"		C	100	2000	1.80
001403J	1/4"-20 x 1-1/4"		C	100	1000	2.00
001404J	1/4"-20 x 1-1/2"		C	100	1000	2.30
001405J	1/4"-20 x 2"		C	100	1000	2.80
001406J	1/4"-20 x 2-1/2"		C	100	1000	3.15
001407J	1/4"-20 x 3"		C	100	600	3.90
001415J	5/16"-18 x 3/4"		C	100	2000	2.40
001416J	5/16"-18 x 1"		C	100	1000	2.90
001417J	5/16"-18 x 1-1/4"		C	100	1000	3.35
001418J	5/16"-18 x 1-1/2"		C	100	1000	3.70
001419J	5/16"-18 x 2"		C	100	600	4.60
001420J	5/16"-18 x 2-1/2"		C	100	600	5.10
001421J	5/16"-18 x 3		C	100	600	6.35
001427J	3/8"-16 x 1/2"		C	100	1000	3.65
001428J	3/8"-16 x 3/4"		C	100	1000	4.30
001429J	3/8"-16 x 1"		C	100	1000	4.85
001430J	3/8"-16 x 1-1/4"		C	100	1000	5.40
001431J	3/8"-16 x 1-1/2"		C	100	600	6.70
001432J	3/8"-16 x 2"		C	50	500	4.00
001433J	3/8"-16 x 2-1/2"		C	50	300	4.65
001434J	3/8"-16 x 3"		C	50	300	4.65



Zinc Machine Screw Nuts

CAT. NO.	SIZE	MADE TO ORDER	U/M	BOX QTY.	CTN. QTY.	WT./U/M
015005J	#6-32		C	100	3000	0.25
015006J	#8-32		C	100	3000	0.35
015007J	#10-24		C	100	3000	0.35
015008J	#10-32		C	100	3000	0.35
015009J	#12-24		C	100	3000	0.60



Zinc Self Drilling Screws Hex Head

CAT. NO.	SIZE	MADE TO ORDER	U/M	BOX QTY.	CTN. QTY.	WT./U/M
135011J	#8-18 x 1-1/4" #2		C	100	3000	0.75
135031J	#14-14 x 1-1/4" #3		C	100	3000	1.70
135034J	#14-14 x 2-1/2" #3		C	100	1000	2.91
135507J	#8-18 x 1/2" #2	•	C	1000	10000	3.35
135509J	#8-18 x 3/4" #2	•	C	1000	10000	3.97
135515J	#10-16 x 3/4" #3		C	500	5000	3.04



Zinc Self Drilling Screws Pan Phillips

CAT. NO.	SIZE	MADE TO ORDER	U/M	BOX QTY.	CTN. QTY.	WT./U/M
136001J	#6-20 x 3/8" #2		C	100	3000	0.25
136002J	#6-20 x 1/2" #2		C	100	3000	0.30
136004J	#6-20 x 3/4" #2		C	100	3000	0.35
136005J	#6-20 x 1" #2		C	100	3000	0.40
136008J	#8-18 x 1/2" #2		C	100	3000	0.35
136009J	#8-18 x 3/4" #2		C	100	3000	0.45
136010J	#8-18 x 1" #2		C	100	3000	0.55
136011J	#8-18 x 1-1/4" #2		C	100	3000	0.65
136012J	#8-18 x 1-1/2" #2		C	100	3000	0.75
136014J	#10-16 x 1/2" #3		C	100	3000	0.50
136015J	#10-16 x 3/4" #3		C	100	3000	0.60
136016J	#10-16 x 1" #3		C	100	3000	0.75
136017J	#10-16 x 1-1/4" #3		C	100	3000	0.85
136018J	#10-16 x 1-1/2" #3		C	100	3000	1.05
136022J	#12-14 x 3/4" #3		C	100	3000	0.80
136023J	#12-14 x 1" #3		C	100	3000	1.00



Zinc S Hook

CAT. NO.	SIZE	MADE TO ORDER	U/M	BOX QTY.	CTN. QTY.	WT./U/M
000520J	1"		C	100	3000	0.80
000521J	1-1/4"		C	100	2000	0.77
000522J	1-1/2"		C	100	1000	1.30



Drywall Screws Coarse Thread

CAT. NO.	SIZE	MADE TO ORDER	U/M	BOX QTY.	CTN. QTY.	WT./U/M
005551J	#6 x 1"		C	100	3000	0.15
005062J	#6 x 1-1/4"		C	100	3000	0.20
005063J	#6 x 1-5/8		C	100	3000	0.60
005064J	#6 x 2"		C	100	2000	0.60
005067J	#8 x 3"		C	100	1000	0.08



Drywall Screws Yellow Zinc Coarse Thread

CAT. NO.	SIZE	MADE TO ORDER	U/M	BOX QTY.	CTN. QTY.	WT./U/M
005562J	#6 x 1-1/4"		C	500	5000	1.70
005563J	#6 x 1-5/8		C	500	3000	2.20
005564J	#6 x 2"		C	300	1800	1.65



Zinc Tap Screws Square

CAT. NO.	SIZE	MADE TO ORDER	U/M	BOX QTY.	CTN. QTY.	WT./UM
062124J	#10 x 3/4" AB Pan Sqr		C	100	3000	0.60
062125J	#10 x 1" A Pan Sqr		C	100	3000	0.75
062127J	#10 x 1-1/2" A Pan Sqr		C	100	2000	1.10



Zinc Tap Screws Pan Combo Head

CAT. NO.	SIZE	MADE TO ORDER	U/M	BOX QTY.	CTN. QTY.	WT./UM
061103J	#6 x 1/2" AB		C	100	3000	0.25
061105J	#6 x 3/4" AB		C	100	3000	0.35
061106J	#6 x 1" A		C	100	3000	0.40
061107J	#6 x 1-1/4" A	•	C	100	3000	0.45
061108J	#6 x 1 1/2"	•	C	100	3000	0.55
061109J	#6 x 2" A	•	C	100	2000	0.65
061111J	#8 x 1/2" AB		C	100	3000	0.40
061113J	#8 x 3/4" AB		C	100	3000	0.45
061114J	#8 x 1" A		C	100	3000	0.55
061115J	#8 x 1-1/4" A		C	100	3000	0.65
061116J	#8 x 1-1/2" A		C	100	2000	0.80
061118J	#8 x 2" A		C	100	1000	1.00
061122J	#10 x 1/2" AB		C	100	3000	0.55
061124J	#10 x 3/4" AB		C	100	3000	0.65
061125J	#10 x 1" A		C	100	3000	0.75
061126J	#10 x 1-1/4" A		C	100	2000	0.85
061127J	#10 x 1-1/2" A		C	100	2000	1.00
061129J	#10 x 2" A		C	100	1000	1.25
061130J	#10 x 2-1/2" A		C	100	1000	1.55
061131J	#10 x 3" A		C	100	1000	1.80
061134J	#12 x 3/4" AB		C	100	3000	0.85
061135J	#12 x 1" A		C	100	3000	1.00
061136J	#12 x 1-1/4" A		C	100	2000	1.20
061137J	#12 x 1-1/2" A		C	100	2000	1.35
061139J	#12 x 2" A		C	100	1000	1.80
061140J	#12 x 2-1/2" A		C	100	1000	1.95
061141J	#12 x 3" A		C	100	1000	2.40
061144J	#14 x 1" A		C	100	2000	0
061145J	#14 x 1-1/4" A		C	100	2000	0
061146J	#14 x 1-1/2" A		C	100	1000	0
061148J	#14 x 2" A		C	100	1000	0
061149J	#14 x 2-1/2" A		C	100	1000	0
061150J	#14 x 3" A		C	100	600	0

Zinc Tap Screws Hex Head No Slot



CAT. NO.	SIZE	MADE TO ORDER	U/M	BOX QTY.	CTN. QTY.	WT./UM
060126J	#10 x 1"		C	100	2000	0.765



Zinc Tap Screws Hex Slot Head

CAT. NO.	SIZE	MADE TO ORDER	U/M	BOX QTY.	CTN. QTY.	WT./UM
060008J	#6 x 1/2" AB	•	C	100	3000	0.25
060009J	#6 x 3/4" AB		C	100	3000	0.35
060013J	#8 x 1/2" AB		C	100	3000	0.40
060015J	#8 x 3/4" AB		C	100	3000	0.45
060016J	#8 x 1" A		C	100	3000	0.55
060017J	#8 x 1-1/4" A	•	C	100	3000	0.65
060018J	#8 x 1-1/2" A		C	100	3000	0.75
060019J	#8 x 2" A		C	100	1000	1.00
060023J	#10 x 1/2" AB		C	100	3000	0.50
060025J	#10 x 3/4" AB		C	100	3000	0.65
060026J	#10 x 1" A		C	100	3000	0.75
060027J	#10 x 1-1/4" A		C	100	2000	0.95
060028J	#10 x 1-1/2" A		C	100	2000	1.00
060029J	#10 x 2" A		C	100	1000	1.30
060031J	#10 x 3" A		C	100	600	1.90
060033J	#12 x 3/4" AB		C	100	2000	0.95
060034J	#12 x 1" A		C	100	2000	0.98
060035J	#12 x 1-1/4" A		C	100	2000	1.15
060036J	#12 x 1-1/2" A		C	100	2000	1.35
060037J	#12 x 2" A		C	100	1000	1.70
060038J	#12 x 2-1/2" AB		C	100	1000	1.75
060039J	#12 x 3" A		C	100	1000	2.35
060040J	#14 x 3/4" AB		C	100	2000	1.30
060041J	#14 x 1" A		C	100	2000	1.45
060043J	#14 x 1-1/2" A		C	100	1000	1.95
060044J	#14 x 2" A		C	100	1000	2.40
060045J	#14 x 2-1/2" A		C	100	1000	
060046J	#14 x 3" A		C	100	600	3.40



Zinc Tap Screws Zip Point Hex Head

CAT. NO.	SIZE	MADE TO ORDER	U/M	BOX QTY.	CTN. QTY.	WT./UM
061017J	#7 x 1/2"		C	100	3000	0.31
061031J	#8 x 1/2"		C	100	3000	0.31
061032J	#8 x 1/2" M		C	1000	10000	0.31
061033J	#8 x 3/4"		C	100	3000	0.42
061034J	#8 x 3/4" M		C	1000	10000	0.42
061035J	#8 x 1"		C	100	3000	0.51
061036J	#8 x 1" M		C	1000	10000	0.51
061037J	#8 x 1-1/4"		C	100	3000	0.62
061038J	#8 x 1-1/2"		C	100	3000	0.66
061043J	#10 x 1/2"		C	100	3000	
061045J	#10 x 3/4"		C	100	3000	0.62
061065J	#10 x 1"		C	100	3000	0.66



Green Grounding Screws and Clips

CAT. NO.	SIZE	MADE TO ORDER	U/M	BOX QTY.	CTN. QTY.	WT./UM
079101J	#10-32 x 3/8" Type F Hex Head		C	100	3000	0.55
079100J	#10-32 x 3/8" Hex Combo Head		C	100	3000	0.55
079102J	Grounding Clips		C	100	3000	0.41



Plate Screws Oval Head



CAT. NO.	SIZE	MADE TO ORDER	U/M	BOX QTY.	CTN. QTY.	WT./UM
079200J	#6-32 x 1/2" White		C	100	3000	0.24
079205J	#6-32 x 1" White		C	100	3000	0.39
079300J	#6-32 x 1/2" Ivory		C	100	3000	0.24
079305J	#6-32 x 1" Ivory		C	100	3000	0.39



Acoustical Screws



CAT. NO.	SIZE	MADE TO ORDER	U/M	BOX QTY.	CTN. QTY.	WT./UM
008002J	1/4" x 3 Lag		C	100	1000	2.26
008010J	1/4" x 2" Self Drilling		C	50	1000	0.97
008011J	1/4" x 3-1/4" A Self Drilling		C	50	500	1.55



Zinc Self Drilling Screws Wafer Head/100 Jar



CAT. NO.	SIZE	MADE TO ORDER	U/M	BOX QTY.	CTN. QTY.	WT./UM
138525J	#8 x 1/2"		C	100	3000	0.36
138527J	#8 x 3/4"		C	100	3000	0.45
138529J	#8 x 1"		C	100	3000	0.55
138530J	#8 x 1-1/4"		C	100	3000	0.64
138531J	#8 x 1-5/8"		C	100	2000	0.78
138533J	#8 x 2"		C	100	1000	0.94
138535J	#8 x 2-1/2"	•	C	100	1000	1.15
138537J	#8 x 3"	•	C	100	1000	1.36

Zinc Self Drilling Screws Wafer Head/1000 Jar

CAT. NO.	SIZE	MADE TO ORDER	U/M	BOX QTY.	CTN. QTY.	WT./UM
138625J	#8 x 1/2"		C	1000	10000	0.36
138627J	#8 x 3/4"		C	1000	6000	0.45
138629J	#8 x 1"		C	1000	6000	0.55
138630J	#8 x 1-1/4"		C	1000	6000	0.64
138631J	#8 x 1-5/8"		C	500	3000	0.78
138633J	#8 x 2"		C	500	3000	0.94
138635J	#8 x 2-1/2"	•	C	500	3000	1.15
138637J	#8 x 3"	•	C	250	1500	3.35



Zinc Zip Point Screws Wafer Head/100 Jar

CAT. NO.	SIZE	MADE TO ORDER	U/M	BOX QTY.	CTN. QTY.	WT./UM
138125J	#8 x 1/2"		C	100	3000	0.34
138127J	#8 x 3/4"		C	100	3000	0.43
138129J	#8 x 1"		C	100	3000	0.53
138130J	#8 x 1-1/4"		C	100	3000	0.62
138131J	#8 x 1-1/2"		C	100	2000	0.73
138133J	#8 x 2"		C	100	1000	0.92
138135J	#8 x 2-1/2"	•	C	100	1000	1.25
138137J	#8 x 3"	•	C	100	1000	1.40

Zinc Zip Point Screws Wafer Head/500 Jar

CAT. NO.	SIZE	MADE TO ORDER	U/M	BOX QTY.	CTN. QTY.	WT./UM
138225J	#8 x 1/2"		C	1000	10000	3.62
138227J	#8 x 3/4"		C	1000	6000	3.90
138229J	#8 x 1"		C	1000	6000	2.41
138230J	#8 x 1-1/4"		C	500	5000	3.40
138231J	#8 x 1-1/2"		C	500	3000	3.70
138235J	#8 x 2-1/2"	•	C	500	3000	4.00
138237J	#8 x 3"	•	C	500	3000	4.20



Zinc Self Drilling Screws Pan Phillips Head

CAT. NO.	SIZE	MADE TO ORDER	U/M	BOX QTY.	CTN. QTY.	WT./UM
136002J	#6-20 x 1/2" #2		C	100	3000	0.30
136004J	#6-20 x 3/4" #2		C	100	3000	0.35
136005J	#6-20 x 1" #2		C	100	3000	0.40
136008J	#8-18 x 1/2" #2		C	100	3000	0.35
136009J	#8-18 x 3/4" #2		C	100	3000	0.45
136010J	#8-18 x 1" #2		C	100	3000	0.55
136011J	#8-18 x 1-1/4" #2		C	100	3000	0.65
136012J	#8-18 x 1-1/2" #2		C	100	3000	0.75
136014J	#10-16 x 1/2" #3		C	100	3000	0.50
136015J	#10-16 x 3/4" #3		C	100	3000	0.60
136016J	#10-16 x 1" #3		C	100	3000	0.75
136017J	#10-16 x 1-1/4" #3		C	100	3000	0.85
136018J	#10-16 x 1-1/2" #3		C	100	2000	1.05
136022J	#12-14 x 3/4" #3		C	100	3000	0.80
136023J	#12-14 x 1" #3		C	100	3000	1.00



Zinc Self Drilling Screws Hex Head

CAT. NO.	SIZE	MADE TO ORDER	U/M	BOX QTY.	CTN. QTY.	WT./UM
135007J	#8-18 x 1/2" #2		C	1000	10000	0.40
135009J	#8-18 x 3/4" #2		C	100	3000	0.50
135010J	#8-18 x 1" #2		C	100	3000	0.55
135012J	#8-18 x 1-1/2" #2		C	100	3000	0.75
135013J	#10-16 x 1/2" #2		C	100	3000	0.50
135015J	#10-16 x 3/4" #3		C	100	3000	0.70
135016J	#10-16 x 1" #3		C	100	3000	0.75
135017J	#10-16 x 1-1/4" #3		C	100	2000	0.90
135018J	#10-16 x 1-1/2" #3		C	100	2000	1.00
135019J	#10-16 x 2" #3		C	100	1000	1.30
135022J	#12-14 x 3/4" #3		C	100	3000	0.80
135023J	#12-14 x 1" #3		C	100	2000	1.00
135024J	#12-14 x 1-1/4" #3		C	100	2000	1.15
135025J	#12-14 x 1-1/2" #3		C	100	2000	1.35
135026J	#12-14 x 2" #3		C	100	1000	1.70
135027J	#12-14 x 2-1/2" #3		C	100	1000	2.05
135029J	#14-14 x 3/4" #3		C	100	3000	1.25
135030J	#14-14 x 1" #3		C	100	2000	1.45
135032J	#14-14 x 1-1/2" #3		C	100	1000	1.90
135033J	#14-14 x 2" #3		C	100	1000	2.40
135036J	#14-14 x 3" #3		C	100	600	3.35
135011J	#8-18 x 1-1/4" #2		C	100	3000	0.68
135031J	#14-14 x 1-1/4" #3		C	100	1000	1.75
135034J	#14-14 x 2-1/2" #3		C	100	600	2.90



Zinc Flat Washers SAE

CAT. NO.	SIZE	MADE TO ORDER	U/M	BOX QTY.	CTN. QTY.	WT./UM
043002J	No. 6		C	100	3000	0.20
043003J	No. 8		C	100	3000	0.20
043004J	No. 10		C	100	3000	0.20
043005J	No. 12		C	100	3000	0.30
043006J	1/4"		C	100	3000	0.45
043008J	3/8"		C	100	3000	0.85
043010J	1/2"		C	100	2000	2.10
043012J	5/8"		C	50	1000	1.30



Zinc Split Lock Washers

CAT. NO.	SIZE	MADE TO ORDER	U/M	BOX QTY.	CTN. QTY.	WT./UM
047002J	No. 6		C	100	3000	0.10
047003J	No. 8		C	100	3000	0.10
047004J	No. 10		C	100	3000	0.15
047005J	No. 12	•	C	100	3000	0.15
047006J	1/4"		C	100	3000	0.30
047007J	5/16"		C	100	3000	0.40
047008J	3/8"		C	100	3000	0.70
047010J	1/2"		C	100	2000	1.35
047012J	5/8"		C	100	1000	2.50
047013J	3/4"		C	100	1000	4.05
047014J	7/8"	•	C	25	250	1.60
047015J	1"	•	C	25	250	2.26



Zinc Flat Washers USS

CAT. NO.	SIZE	MADE TO ORDER	U/M	BOX QTY.	CTN. QTY.	WT./UM
042001J	3/16"			100	3000	0.30
042002J	1/4"			100	3000	0.70
042003J	5/16"			100	2000	1.25
042004J	3/8"			100	2000	1.50
042006J	1/2"			100	1000	3.90



ACCESSORIES



Jack Chain

CAT. NO.	SIZE	MADE TO ORDER	U/M	BOX QTY.	CTN. QTY.	WT./UM
000501	#12 100' Reel		E	1	0	8.70
000505	#10 100' Box		E	1	0	14.70
000510	#16 100' Box		E	1	0	3.00
000515	#14 Double Loop 200' Reel		E			

Rebar Tie Wire

CAT. NO.	SIZE	MADE TO ORDER	U/M	BOX QTY.	CTN. QTY.	WT./UM
000985	16 Gauge Plain		E	1	0	8.50

Screw Hook

CAT. NO.	SIZE	MADE TO ORDER	U/M	BOX QTY.	CTN. QTY.	WT./UM
010476	W806	•	E	1	0	8.50
010472	W802	•	E	50	500	5.00



Magnetic Chucks (2-18")

CAT. NO.	SIZE	MADE TO ORDER	U/M	BOX QTY.	CTN. QTY.	WT./UM
221002	1/4" Medium			1	0	0.20
221005	5/16" Medium			1	0	0.20
221008	3/8" Medium			1	0	0.20
221010	2-7/8" Magnetic Bit Tip Holder			1	0	0.20



Bit Tips, Holder and Handle

CAT. NO.	SIZE	MADE TO ORDER	U/M	BOX QTY.
221021	#1 Phillips Bit Tip	•	E	1
221022	#2 x 1" Phillips Bit Tip		E	1
221023	#3 Phillips Tip Bit	•	E	1
221024	#1 x 1-15/16"	•	E	1
221025	#2 x 1-15/16" Phillips Bit Tip		E	1
221026	#3 x 1-15/16"		E	1
221035	#8-10 x 1" Slot Insert		E	1
221055	#1 x 2" Square Drive Hex Bit		E	1
221066	#1 x 1" Square Drive Hex Bit		E	1
221067	#2 x 1" Square Drive Hex Bit		E	1
221199	1/4" Magnetic Storage Handle		E	1
221103	#6 Spanner		E	1
221104	#8 Spanner		E	1
221105	#10 Spanner		E	1
221106	#12 Spanner		E	1
221107	#14 Spanner	•	E	1



Plug Tap Low Carbon

CAT. NO.	SIZE	MADE TO ORDER	U/M	BOX QTY.	CTN. QTY.	WT./U/M
270006	#6-32		E	10	0	0.10
270008	#8-32		E	10	0	0.10
270011	#10-32		E	10	0	0.10
270012	1/4"-20		E	10	0	0.10
270015	5/16"-18		E	5	0	0.10
270018	3/8"-16		E	5	0	0.10
270022	1/2"-13		E	5	0	0.10



T-Handle Tap Wrench

CAT. NO.	SIZE	MADE TO ORDER	U/M	BOX QTY.	CTN. QTY.	WT./U/M
270050	0-1/4"			1	0	0.10
270052	#10 - 1/2"	•		1	0	0.10



Spade Bits

CAT. NO.	SIZE	MADE TO ORDER	U/M	BOX QTY.	CTN. QTY.	WT./U/M
273009	3/4" x 6"			1	0	0.10
273013	1" x 6" Wood			1	0	0.10
273015	1-1/4" x 6"			1	0	0.10
273017	1-1/2" x 6"			1	0	0.10



Eye Coupler Solid

CAT. NO.	SIZE	MADE TO ORDER	U/M	BOX QTY.	CTN. QTY.	WT./U/M
EC1420	1/4"-20			100	1000	2.20
EC3816	3/8"-16			100	500	3.20

GASKETS



#150 Green Non-Asbestos Gasket Sets

CAT. NO.	SIZE	BOX QTY.
350051	2"	1
350052	2-1/2"	1
350053	3"	1
350055	4"	1
350057	5"	1
350058	6"	1
350060	8"	1
350061	10"	1
350062	12"	1


Gaskets 1/16" thick. all sets include zinc plated A307 bolts and nuts.



#150 Green Non-Asbestos Gaskets

CAT. NO.	SIZE	BOX QTY.
350001	2" 150#	1
350002	2-1/2" 150#	1
350003	3" 150#	1
350005	4" 150#	1
350007	5" 150#	1
350008	6" 150#	1
350010	8" 150#	1
350011	10" 150#	1

Gaskets 1/16" thick.



#150 Green Non-Asbestos Full Face Gaskets

CAT. NO.	SIZE	BOX QTY.
353251	2" 150#	1
353253	3" 150#	1
353255	4" 150#	1
353257	5" 150#	1
353258	6" 150#	1
353260	8" 150#	1

Gaskets 1/16" thick.



#150 Red Ring Gaskets

CAT. NO.	SIZE	MADE TO ORDER	BOX QTY.
350023	3" 150#		1

Gaskets 1/8" thick.



Red Ring Full Face Gaskets

CAT. NO.	SIZE	MADE TO ORDER	UM	BOX QTY.	CTN. QTY.	BOX QTY.
353005	4" 150#					1
353402	2-1/2" 300#					1
353403	3" 300#					1
353405	4" 300#					1
353408	6" 300#					1
353410	8" 300#					1

Gaskets 1/8" thick.

KITS



Anchor Kits

CAT. NO.	SIZE	COUNT	UM	BOX QTY.	WT./UM
008933	#6 Combo Plastic Anchor Kit	C	C	10	6.25
008937	#10 x 1-1/4" Pan Head Anchor Kit	C	C	10	11.92
008939	#10 x 1-1/4" Hex Head Anchor Kit	C	C	10	12.55
008941	#10 x 1" Hex Head Anchor Kit	C	C	10	10.70
008948	#10 Super Yellow Anchor Kit	C	C	10	11.00



Screw Kits

CAT. NO.	SIZE	COUNT	MSTR. PK.	CASE QTY.	WT./UM
008943	Hex Washer Head Tek Screw Kit		10		17.11
	8 x 1/2"	100			
	8 x 3/4"	50			
	8 x 1"	40			
	10 x 1/2"	50			
	10 x 3/4"	35			
	10 x 1"	30			
	1/4" Hex Driver	1			
	5/16" Hex Driver	1			
008947	#10 Pan Combo Tap Screw Kit		10		18.75
	10 x 1/2"	70			
	10 x 3/4"	50			
	10 x 1"	35			
	10 x 1-1/4"	30			
	10 x 1-1/2"	25			
	10 x 2"	20			
008986	6/32" Round Head Machine Screw Kit		10		13.30
	6-32 x 1/2"	100			
	6-32 x 3/4"	60			
	6-32 x 1"	50			
	6-32 x 1-1/4"	40			
	6-32 x 1-1/2"	35			
	6-32 x 2"	25			
008987	#8 Hex Washer Screw Kit		10		16.90
	8 x 1/2"	100			
	8 x 3/4"	60			
	8 x 1"	40			
	8 x 1-1/4"	35			
	8 x 1-1/2"	25			
	8 x 2"	25			
	5/16" Hex Driver	1			
008988	#10 Hex Washer Screw Kit		10		17.75
	10 x 1/2"	60			
	10 x 3/4"	40			
	10 x 1"	35			
	10 x 1-1/4"	30			
	10 x 1-1/2"	25			
	10 x 2"	20			
	5/16" Hex Driver	1			

CAT. NO.	SIZE		COUNT.	MSTR. PK.	CASE QTY.	WT./UM
008989	6/32"	Machine Screw Kit Flat Head Phillips			10	16.26
		6/32 x 1/2"	100			
		6/32 x 3/4"	100			
		6/32 x 1"	75			
		6/32 x 1-1/4"	55			
		6/32 x 1-1/2"	45			
		6/32 x 2"	40			
008990	6/32"	Machine Screw Kit Flat Head Slotted			10	16.44
		6/32 x 1/2"	100			
		6/32 x 3/4"	100			
		6/32 x 1"	75			
		6/32 x 1-1/4"	55			
		6/32 x 1-1/2"	45			
		6/32 x 2"	40			
008991	8/32"	Machine Screw Kit Round Head			10	19.28
		8/32 x 1/2"	100			
		8/32 x 3/4"	60			
		8/32 x 1"	50			
		8/32 x 1-1/4"	40			
		8/32 x 1-1/2"	35			
		8/32 x 2"	25			
008992	10-24	Machine Screw Kit Round Combo Head			10	0 20.70
		10/32 x 1/2"	75			
		10/32 x 3/4"	50			
		10/32 x 1"	40			
		10/32 x 1-1/4"	30			
		10/32 x 1-1/2"	25			
		10/32 x 2"	25			
008993	1/4-20	Machine Screw Kit Round Combo Head			10	21.40
		1/4-20 x 3/8"	40			
		1/4-20 x 1/2"	35			
		1/4-20 x 1"	30			
		1/4-20 x 1-1/4"	20			
		1/4-20 x 1-1/2"	15			
		1/4-20 x 2"	12			
008998	10-32	Machine Screw Kit Round Combo Head			10	22.15
		10-32 x 1/2"	75			
		10-32 x 3/4"	50			
		10-32 x 1"	40			
		10-32 x 1-1/4"	30			
		10-32 x 1-1/2"	25			
		10-32 x 2"	25			
008994	6-32	Wall Plate Kit Painted Machine Screws			10	15.30
		White 6-32 x 1/2"	50			
		Ivory 6-32 x 1/2"	50			
		Brown 6-32 x 1/2"	50			
		Nickel 6-32 x 1/2"	50			
		Black 6-32 x 1/2"	50			
		Zinc 6-32 x 1/4"	25			



Washer and Nut Kits

CAT. NO.	SIZE		COUNT	BOX QTY.	WT./UM
008995		Flat Washer Kit			10 20.10
		#8 SAE	100		
		#10 SAE	100		
		1/4" USS	100		
		5/16" USS	35		
		3/8" USS	35		
008996		Fender Washer Kit			10 27.05
		3/16 x 1-1/4"	40		
		1/4 x 1-1/4"	40		
		3/8 x 1-1/4"	40		
008997		Finished Hex Nut Kit			10 20.29
		6-32	100		
		8-32	100		
		10-32	100		
		1/4-20	50		
		5/16-18	35		
		3/8-16	20		

ELECTRICAL PRODUCTS



Pig Tails with Grounding Screw

CAT. NO.	SIZE	MADE TO ORDER	U/M	BOX QTY.	CTN. QTY.	WT./UM
079105	7" 12 Ga		C	50	500	1.35
079110	10" 12Ga		C	25	500	0.60

Stud Guard

CAT. NO.	SIZE	MADE TO ORDER	U/M	BOX QTY.	CTN. QTY.	WT./UM
079111	1-1/2" x 2-1/2" Galvanized 2 Hole		C	580	100	0
079115	1-1/2" x 2-3/4" 16 Gauge		C	580	100	0
079118	1-1/2" x 5" 20 Gauge		C			

Reducing Washers

CAT. NO.	SIZE	MADE TO ORDER	U/M	CC	BOX QTY.	CTN. QTY.
079402	3/4 x 1/2"		C	540	100	2000.00
079403	1 x 1/2"		C	540	100	1000.00
079404	1 x 3/4"		C	540	100	1000.00
079405	1-1/4" x 1/2"		C	540	50	1000.00
079406	1-1/4" x 3/4"		C	540	50	1000.00
079407	1-1/4" x 1"		C	540	50	1000.00
079408	1-1/2 x 1/2"	•	C	540	50	500.00
079409	1-1/2 x 3/4"		C	540	50	500.00
079410	1-1/2 x 1"		C	540	50	500.00
079411	1-1/2 x 1-1/4"		C	540	50	500.00
079412	2 x 1/2"		C	540	25	250.00
079413	2 x 3/4"		C	540	25	250.00
079414	2 x 1"		C	540	25	250.00
079415	2 x 1-1/4"		C	540	25	250.00
079416	2 x 1-1/2"		C	540	25	250.00
079419	2-1/2 x 1"	•	C	540	25	250.00
079420	2-1/2 x 1-1/4"	•	-C	540	25	250.00
079421	2-1/2 x 1-1/2"	•	C	540	25	250.00
079422	2-1/2 x 2"	•	C	540	25	250.00
079427	3 x 1-1/2"	•	C	540	10	100.00
079428	3 x 2"		C	540	10	100.00
079429	3 x 2-1/2"	•	C	540	10	100.00
079443	4 x 2"		C	540	10	50.00
079444	4 x 2-1/2"	•	C	540	10	50.00
079445	4 x 3"	•	C	540	10	50.00

Knock-Out Seals Stainless Steel Type 316

CAT. NO.	SIZE	MADE TO ORDER	U/M	CC	BOX QTY.	CTN. QTY.
079500	1/2"		C	580	100	1000
079501	3/4"		C	580	100	1000
079502	1"		C	580	100	500
079503	1-1/4"		C	580	50	500
079504	1-1/2"		C	580	50	250
079505	2"		C	580	50	250

**3-Piece Knock-Out Seals
Stainless Steel Type 316**

CAT. NO.	SIZE	MADE TO ORDER	U/M	CC	BOX QTY.	CTN. QTY.
079520	1/2"		C	580	100	1000
079521	3/4"		C	580	50	500
079522	1"		C	580	25	250
079523	1-1/4"		C	580	25	250
079524	1-1/2"		C	580	10	100
079525	2"		C	580	10	100
079526	2-1/2"		C	580	10	100
079527	3"		C	580	10	30
079528	3-1/2"		C	580	10	30
079529	4"		C	580	10	30

YOUR ONE STOP ANCHOR SHOP.

Powers Fasteners has been a worldwide pioneer in the fastening industry since 1921 and today is one of the leading suppliers of concrete and masonry anchors and fastening systems in North America.

Powers has extensive engineering and manufacturing expertise in several product groups, including mechanical anchors, adhesive anchoring systems and powered forced-entry systems such as powder-actuated and gas fastening systems.



ADHESIVE ANCHORING

High performance adhesive systems designed for use by the most demanding job site conditions.



MECHANICAL ANCHORING

The leader in code approved mechanical anchor systems for the construction industry.



ANCHORING SOFTWARE

Anchor software developed to visualize, quickly calculate, and specify concrete anchors in accordance with ACI 318 and CSA A23.3.

Powers

POWERS FASTENERS BRANCH INFORMATION**USA LOCATIONS****FOR US CUSTOMER SERVICE****1-800-524-3244**

CITY	ADDRESS	PHONE	FAX
Alabama	5405 Buford Hwy Suite 410 Norcross, GA 30071-3984	678-966-0000	678-966-9242
Atlanta	5405 Buford Hwy Suite 410 Norcross, GA 30071-3984	678-966-0000	678-966-9242
Boston	2 Powers Lane, Brewster, NY 10509	800-524-3244	877-871-1965
Charlotte	349 L West Tremont Avenue, Charlotte, NC 28203	704-375-5012	704-376-5517
Chicago	2472 Wisconsin Avenue, Downers Grove, IL 60515	630-960-3156	630-960-3912
Dallas	1300 IH 35 North, Suite #118, Carrollton TX 75006	972-446-5985	972-446-3674
Denver	2475 West Second Street #35, Denver, CO 80223	303-922-9202	303-922-9228
Detroit	21600 Wyoming Avenue, Oak Park, MI 48237	248-543-8600	248-543-8601
Florida	2412 Lynx Lane, Orlando, FL 32804	813-626-4500	813-626-4545
Houston	13833 North Promenade, Suite 100, Stafford, TX 77477	281-491-0351	281-491-0367
Indianapolis	15290 Stony Creek Way, Noblesville, IN 46060	317-773-1668	317-773-1690
Los Angeles	2761 Dow Avenue, Tustin, CA 92780	714-731-2500	714-731-2566
Maryland	3137-B Pennsy Drive, Landover, MD 20785	301-773-1722	301-341-5119
Milwaukee	12020 W. Feerick Street, Milwaukee, WI 53222	414-466-2400	414-466-3993
Minneapolis	351 Wilson Street, NE Minneapolis, MN 55413	612-331-3770	612-331-3549
Missouri	3225 Harvester Road, Kansas City, KS 66115	816-472-5033	816-472-5040
New Orleans	13833 North Promenade, Suite 100, Stafford, TX 77477	281-491-0351	281-491-0367
New York	2 Powers Lane, Brewster, NY 10509	800-524-3244	877-871-1965
Philadelphia	2 Powers Lane, Brewster, NY 10509	800-524-3244	877-871-1965
Phoenix	3602 E. Southern Ave, Suite 5 Phoenix, AZ 85040	602-431-8024	602-431-8027
Pittsburgh	2 Powers Lane, Brewster, NY 10509	800-524-3244	877-871-1965
Portland	18609 72nd Avenue South, Kent, WA 98032-1082	425-251-0312 844-483-4243	425-251-0369 844-303-1784
Rochester	36 Van Auker Blvd., Rochester, NY 14608	800-524-3244 585-529-4188	877-871-1965 585-529-5319
Salt Lake City	3120 W. California Ave, Suite E, Salt Lake City, UT 84104	801-466-9428	801-466-3083
San Francisco	28970 Hopkins Street, Suite B+C, Hayward, CA 94545	510-293-1500	510-293-1505
Seattle	18609 72nd Avenue South, Kent, WA 98032-1082	425-251-0312 844-483-4243	425-251-0369 844-303-1784
Tennessee	221 Blanton Avenue, Nashville, TN 37210	615-248-2667	615-248-2676

Note: The information and data contained within this documentation was current as of June 2015. The information is for marketing purposes only and is subject to change and updates as needed. Powers Fasteners, Inc. reserves the right to change designs and specifications without notice or liability for such changes. Please contact Powers Fasteners for the most current and up to date available information or refer to our website at www.powers.com

Powers

FASTENING INNOVATIONS

701 E. Joppa Road, Towson, MD 21286 U.S.A.
P: (800) 524-3244 F: (877) 871-1965
www.powers.com

Powers Fasteners Canada Ltd.
6275 Millcreek Drive
Mississauga Ontario L5N-7KN Canada
P: 1(800) 567-7188 F: 1(800) 265-9680

