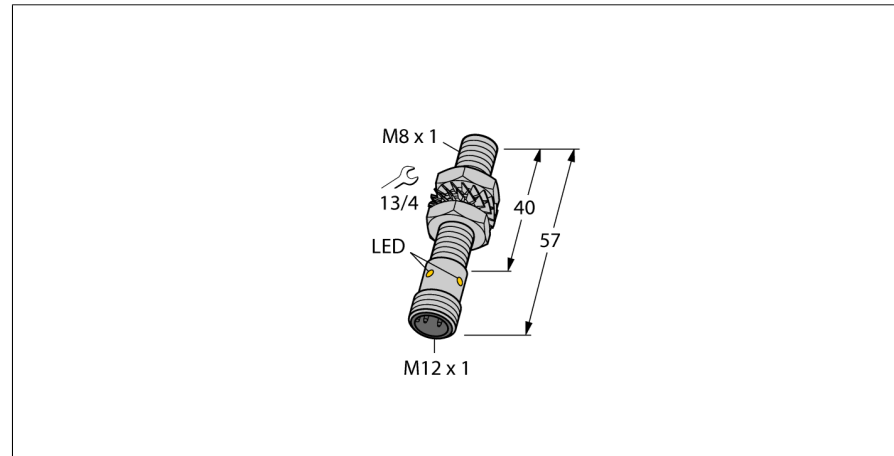


Inductive sensor

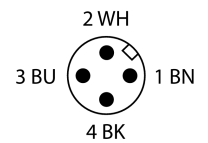
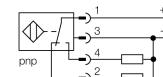
With increased switching distance

BI2-EG08-VP6X-H1341



- Threaded barrel, M8 x 1
- Stainless steel, 1.4427 SO
- Large sensing range
- DC 4-wire, 10...30 VDC
- Changeover contact, PNP output
- M12 x 1 male connector

Wiring Diagram



Functional principle

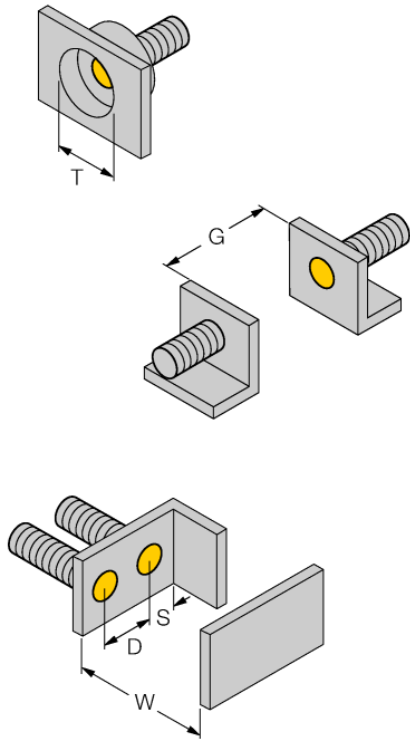
Inductive sensors detect metal objects contactless and wear-free. For this, they use a high-frequency electromagnetic AC field that interacts with the target. Inductive sensors generate this field via an RLC circuit with a ferrite coil.

Type designation	BI2-EG08-VP6X-H1341
Ident-No.	4602522
Ident-No (TUSA)	S4602522
Rated switching distance Sn	2 mm
Mounting conditions	flush
Assured switching distance	$\leq (0,81 \times S_n)$ mm
Correction factors	St37 = 1; Al = 0.3; stainless steel = 0.7; Ms = 0.4
Repeatability	$\leq 2\%$ of full scale
Temperature drift	$\leq \pm 10\%$
Hysteresis	3...15 %
Ambient temperature	-25...+70 °C
Operating voltage	10... 30VDC
Residual ripple	$\leq 10\% U_{in}$
DC rated operational current	≤ 150 mA
No-load current I_0	≤ 15 mA
Residual current	≤ 0.1 mA
Rated insulation voltage	≤ 0.5 kV
Short-circuit protection	yes/ cyclic
Voltage drop at I_0	≤ 1.8 V
Wire breakage / Reverse polarity protection	yes/ complete
Output function	4-wire, complementary, PNP
Switching frequency	2 kHz
Construction	Threaded barrel, M8 x 1
Dimensions	57 mm
Housing material	Stainless steel, 1.4427 SO
Active area material	Plastic, PA12-GF30
Max. tightening torque housing nut	5 Nm
Electrical connection	Flange connector, M12 x 1
Vibration resistance	55 Hz (1 mm)
Shock resistance	30 g (11 ms)
Protection class	IP67
MTTF	2283 years acc. to SN 29500 (Ed. 99) 40 °C
Switching state	LED yellow

Inductive sensor With increased switching distance BI2-EG08-VP6X-H1341


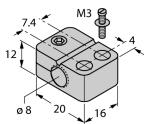


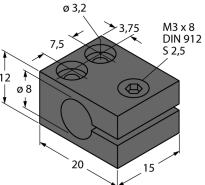
Distance D	2 x B
Distance W	3 x Sn
Distance T	3 x B
Distance S	1.5 x B
Distance G	6 x Sn

Diameter of the active area B \varnothing 8 mm



Inductive sensor
With increased switching distance
BI2-EG08-VP6X-H1341

Accessories

Type code	Ident-No.	Description	
QM-08	6945100	Quick-mount bracket with dead-stop, chrome-plated brass, male thread M12 x 1. Note: The switching distance of proximity switches may be reduced through the use of quick-mount brackets.	
BST-08B	6947210	Fixing clamp for threaded barrel devices, with dead-stop; material: PA6	
MW-08	6945008	Mounting bracket for threaded barrel devices; material: Stainless steel A2 1.4301 (AISI 304)	
BSS-08	6901322	Mounting bracket for smooth and threaded barrel devices; material: Polypropylene	
MBS80	69479	Mounting bracket for threaded barrel devices; material mounting block: Anodized aluminium	

Inductive sensor
With increased switching distance
BI2-EG08-VP6X-H1341



Wiring accessories

Type code	Ident-No.	Description	
RKH4.4-2/TFE	6934473	Connection cable, M12 female connector, straight, 4-pin, cable length: 2 m, sheath material: PVC, grey; temperature range: -25...+80 °C (in resting state), 0...+80 °C (in motion); other cable lengths and types available, see www.turck.com	
RKH4.4-2/TFG	6933086	Connection cable, M12 connector, female, straight, 4-pin, cable length: 2 m, sheath material: TPE, grey; temperature range: -40...+105 °C (in resting state), -25...+105 °C (in motion); other cable lengths and types available, see www.turck.com	